

Lemtech Holdings Co., Limited

*Leading **E**ngineering & **M**anufacturing **Tech**nology*

2017H1 Performance Report



Briefing Outline

- Corporate Profile
- Core Business Activities
- Our Valued Customers
- Financial Report

Corporate Profile

- 提供的產品及服務包含：
精密模具、金屬沖壓、專業客製化的散熱模組
鉸鏈/滑軌、給消費型電子產品、伺服器產品
車用產品、建築產品等等
- 全球五個國家設有營運據點及工廠
- 2011年正式在櫃檯買賣中心掛牌交易
- 2013年佈局東協，於泰國的Ayutthaya設廠
- 2014年集團營業額突破1億美元
- 2015年在臺灣證券交易所上市掛牌
- 2016年前進歐洲，於捷克 Jihlava 設廠









- **TAIWAN**
 - ★ Taipei (HQ)
- **CHINA**
 - KunShan
 - Hong Kong
- **THAILAND**
 - Ayutthaya
- **USA**
 - San Jose, CA
- **CZECH**
 - Jihlava

•• **5 Manufacturing Sites/Offices**
• ~ Total Floor Space: 500,000 sqft

Core Business Activities








耳機環



音量鍵




電源鍵




音量鍵

• Automotive Parts for Door Hinge




• Automotive Parts for Safety Belt System



- *Automotive Parts for Airbag System*




- *Automotive Parts for Engine System*



- *Automotive Parts for Sun Roof*



- Automotive Parts for Steering Columns and ECU Covers



ECU Covers



Steering Columns

Our Valued Customers



BorgWarner



FIAMM



pollmann
INTERNATIONAL

Pioneer

SIEMENS



Valeo





Financial Report

	2013	2014	2015	2016	2017H1
流動資產	1,475,767	2,195,561	2,383,015	2,292,690	2,211,431
不動產、廠房及設備	569,940	604,325	701,618	680,583	735,389
其他資產	111,849	121,277	123,476	267,923	477,690
資產總額	2,157,556	2,921,163	3,208,109	3,241,196	3,424,510
流動負債	1,111,704	1,354,552	1,184,172	1,485,819	1,802,791
非流動負債	24,867	356,247	235,216	229,428	211,760
負債總額	1,136,571	1,710,799	1,419,388	1,715,247	2,014,551
權益總額	1,020,985	1,210,364	1,788,721	1,396,350	1,278,440

營收、毛利、稅後淨利及每股盈餘

單位：新台幣仟元

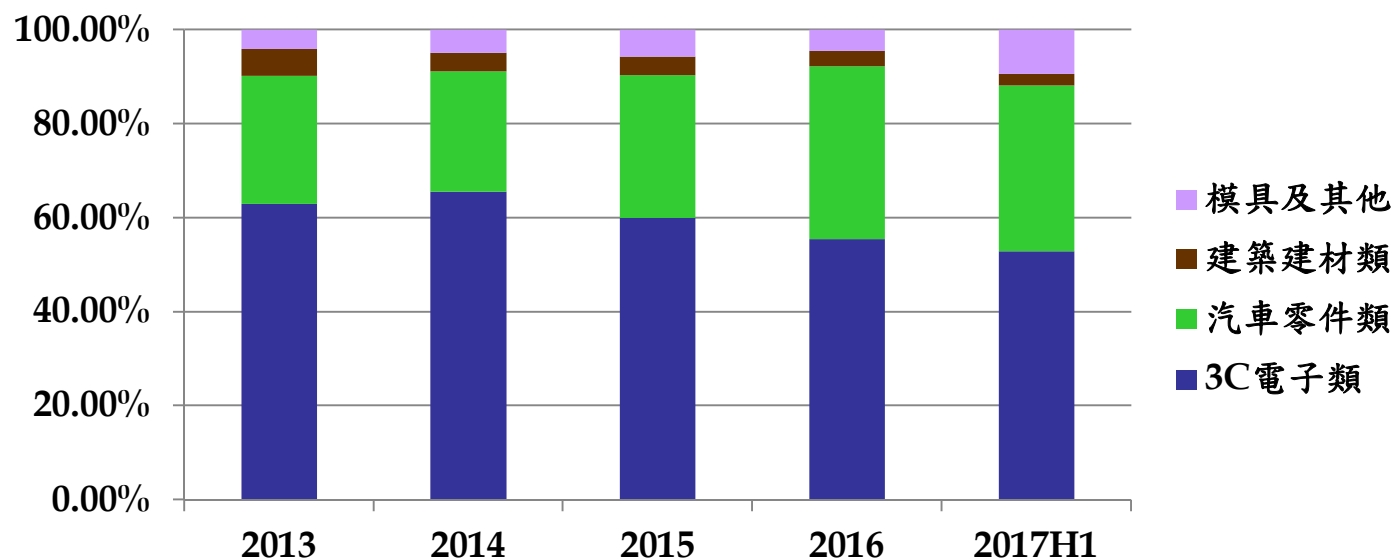
	2013	2014	2015	2016	2017H1
合併營收	2,114,891	3,068,330	2,927,364	3,197,375	1,752,741
銷貨毛利	471,451	718,530	723,739	748,823	351,220
營業淨利	171,669	343,068	301,927	319,948	109,765
<u>稅後淨利</u>	<u>131,234</u>	<u>221,406</u>	<u>202,316</u>	<u>100,013</u>	<u>106,947</u>
<u>每股盈餘</u>	<u>4.00</u>	<u>6.73</u>	<u>5.19</u>	<u>1.71</u>	<u>2.58</u>

財務比率表

		2013	2014	2015	2016	2017H1
獲力能力	毛利率(%)	22.29	23.42	24.72	23.42	20.04
	費用率(%)	14.17	12.24	14.41	13.41	13.78
	營業利益率(%)	8.12	11.18	10.31	10.01	6.26
財務結構	負債比率(%)	52.68	58.57	44.24	52.92	58.83
	現金與約當現金 (仟元)	378,673	358,990	604,250	467,879	378,188
償債能力	流動比率(%)	132.75	162.09	201.24	154.3	122.67
	速動比率(%)	111.53	140.21	175.60	118.13	89.15
經營績效	應收款項週轉天數	106	97	116	117	113
	存貨週轉天數	44	39	47	58	68
	應付款項週轉天數	121	112	115	94	87

單位：新台幣仟元；%

主要產品	2013		2014		2015		2016		2017H1	
	銷值	%	銷值	%	銷值	%	銷值		銷值	%
3C電子類	1,331,346	62.95	2,013,689	65.63	1,756,201	59.99	1,776,136	55.55	926,966	52.89
汽車零件類	577,066	27.29	783,838	25.55	891,578	30.46	1,172,908	36.68	618,326	35.28
建築建材類	120,318	5.69	121,130	3.95	115,078	3.93	108,732	3.40	44,781	2.55
模具	86,161	4.07	149,673	4.88	164,507	5.62	139,599	4.37	162,668	9.28
合計	2,114,891	100.00	3,068,330	100.00	2,927,364	100.00	3,197,375	100.00	1,752,741	100.00



LEMTECH

...Leading Engineering & Manufacturing Technology

Your Trusted Partner in Business

www.ky-lemtech.com

