

Lemtech Holdings Co., Limited

Leading **E**ngineering & **M**anufacturing **T**echnology

Mar 2019



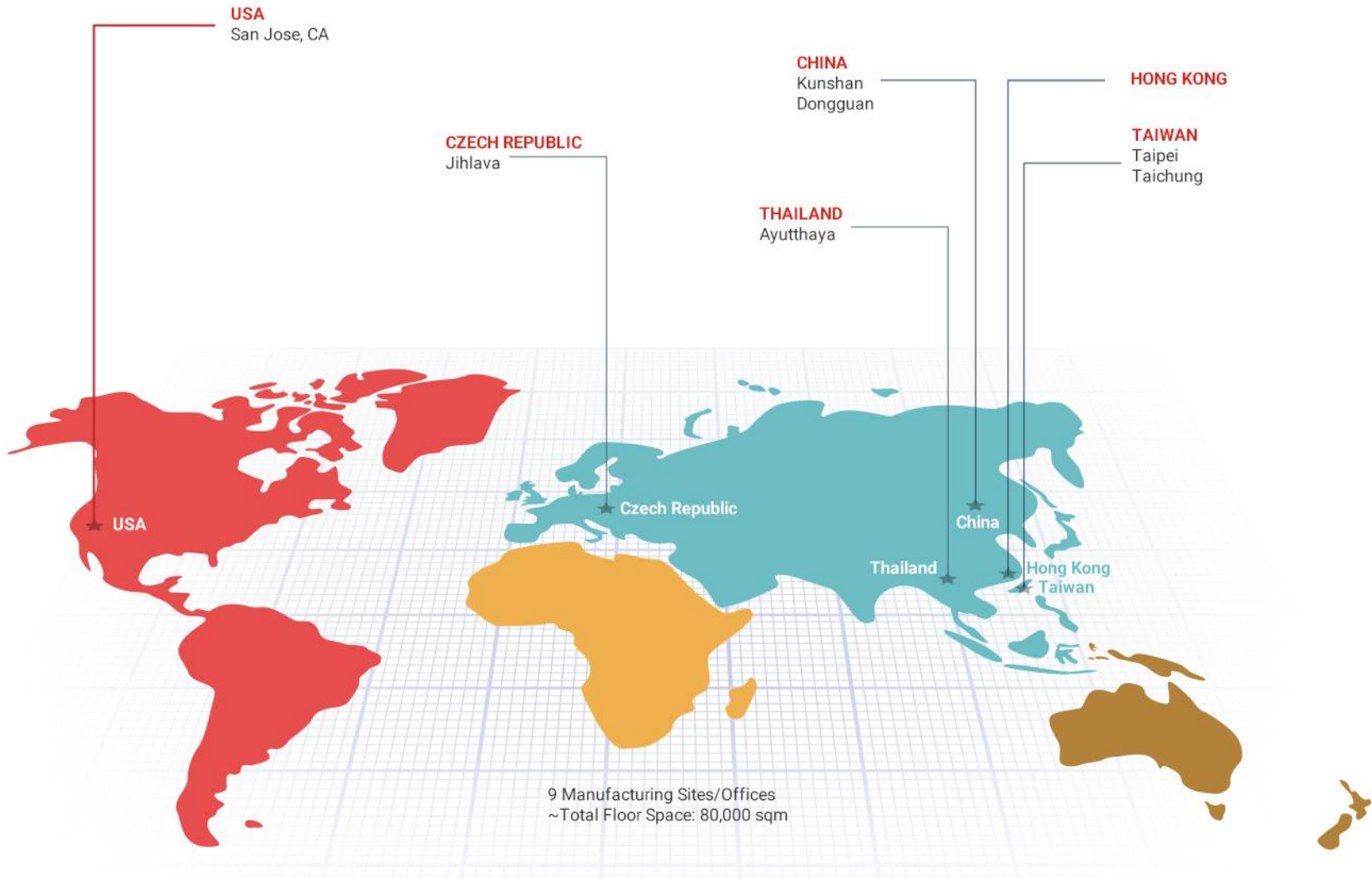
Briefing Outline

- Corporate Profile
- Core Business Activities
- Our Valued Customers
- Czech investment plan
- Financial performance and status


◆ 提供的產品及服務包含～

精密模具、金屬沖壓、散熱模組、絞鏈、伺服器、滑軌、消費型電子產品、汽車零件及模組、建築材料等。







Speaker Grills/Bezels/Hinges for IP Phones




EMI Shield Cans/Fences





Parts For Various Automotive Applications

安全氣囊



安全帶系統



車門鉸鍊



天窗及音響設備



Lemtech高效能散熱器： 性能優異、可靠度高、

技術優勢：

- 效能領先業界，通過各大廠測試認證 (Intel, Cisco, Lenovo, Baidu, etc.)
- 結合多重技術，如散熱設計，精密零件加工與高溫硬焊

應用優勢：

允許電腦運算系統使用更高功率的晶片，應用如AI、VR、Gaming、5G數據設備、車載電腦



Lemtech偕同Intel與Baidu合作開發，將此散熱器應用於新一代的高階伺服器，達到高度省電之效果



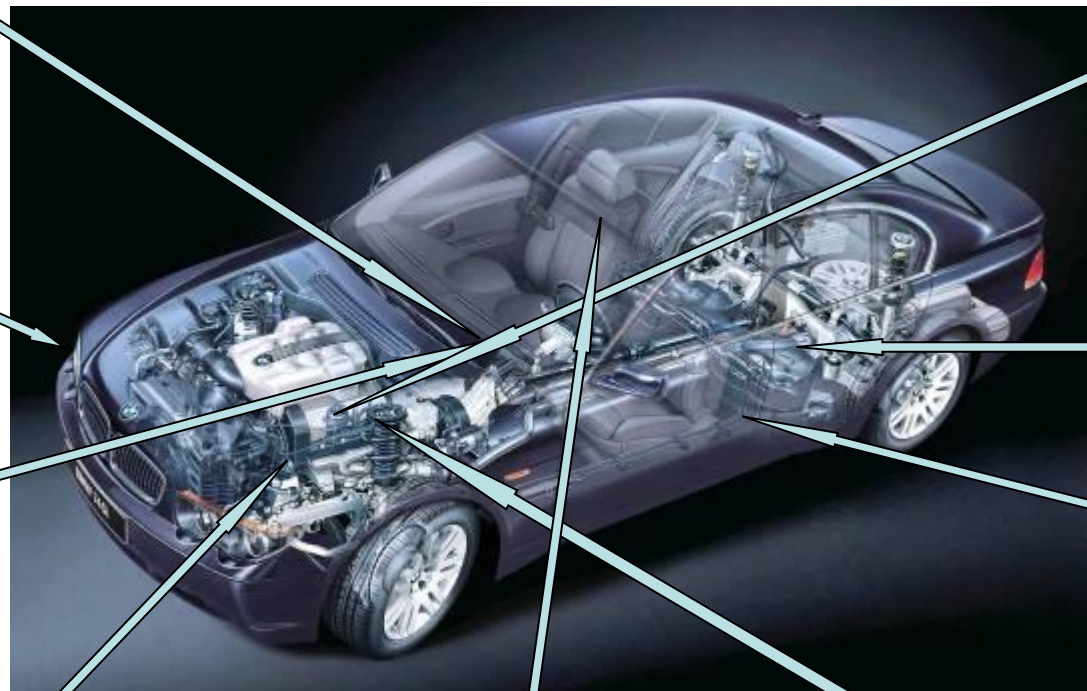
節能優勢：

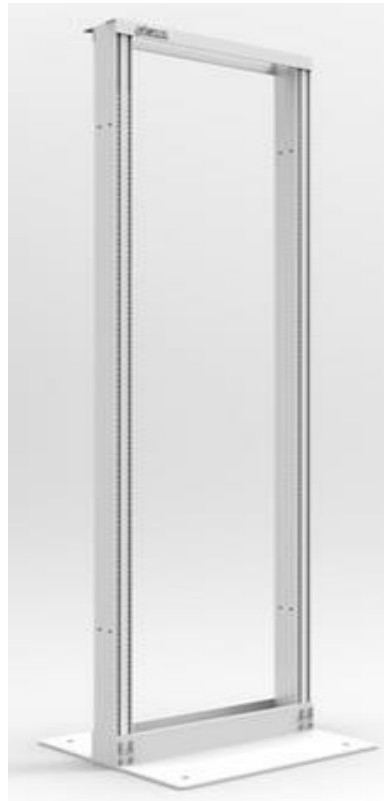
- 降低運算系統(如何伺服器)中風扇耗能高達70%以上
- 降低大型雲端資料庫機房空調系統之負擔



2019年新產品-健身器材







EIA 19" server open rack


EIA 19" Rack with doors

19" 2-post open rack

Temperature control rack

Rack Design & Manufacturing





Rack Testing (3rd party UL lab) - *Static and Dynamic*





簡明資產負債表

	2014	2015	2016	2017	2018
流動資產	2,195,561	2,383,015	2,301,156	3,320,411	3,805,114
不動產、廠房及設備	604,325	701,618	680,583	970,751	1,230,891
其他資產	121,277	123,476	259,457	425,767	362,422
資產總額	2,921,163	3,208,109	3,241,196	4,716,929	5,398,427
流動負債	1,354,552	1,184,172	1,485,819	2,956,336	2,732,977
非流動負債	356,247	235,216	229,428	140,981	791,346
負債總額	1,710,799	1,419,388	1,715,247	3,097,317	3,524,323
權益總額	1,210,364	1,788,721	1,525,949	1,619,612	1,874,104

Lemtech Precision Material new layout



Lemtech Precision Material (Czech) s.r.o.

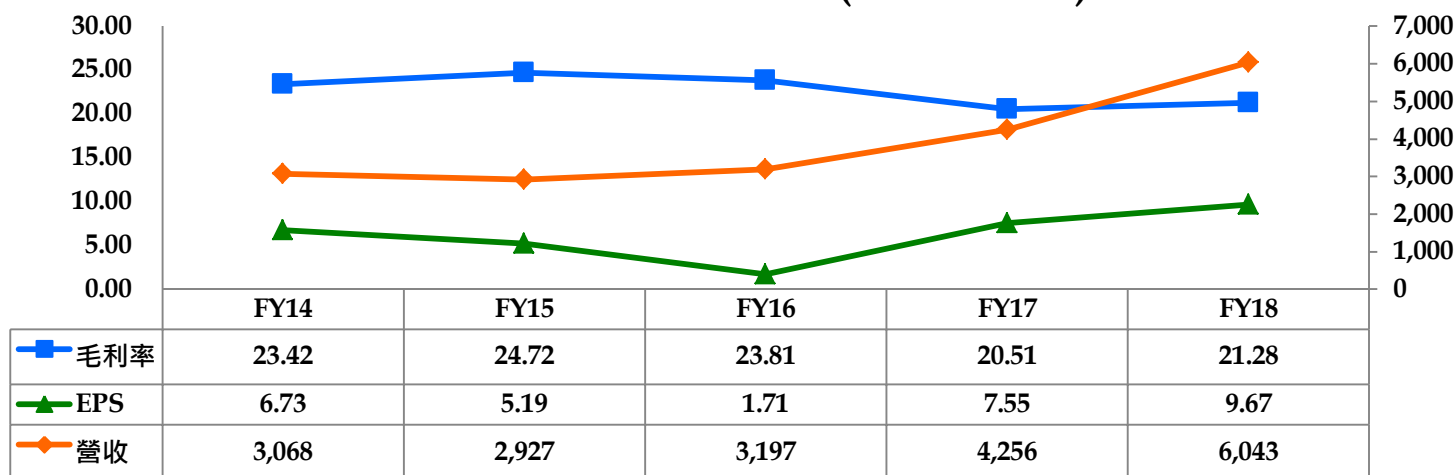


單位：新台幣仟元

	2014	2015	2016	2017	2018
合併營收	3,068,330	2,927,364	3,197,375	4,255,549	6,043,090
銷貨毛利	718,530	723,739	761,428	872,771	1,286,070
營業淨利	343,068	301,927	319,948	340,548	605,959
<u>稅後淨利</u>	<u>221,406</u>	<u>202,316</u>	<u>100,013</u>	<u>314,516</u>	<u>405,403</u>
<u>每股盈餘</u>	<u>6.73</u>	<u>5.19</u>	<u>1.71</u>	<u>7.55</u>	<u>9.67</u>

毛利、EPS及營收趨勢 (2014~2018)

單位:新台幣百萬元



■ 毛利率 ▲ EPS ◆ 營收

單位：新台幣仟元

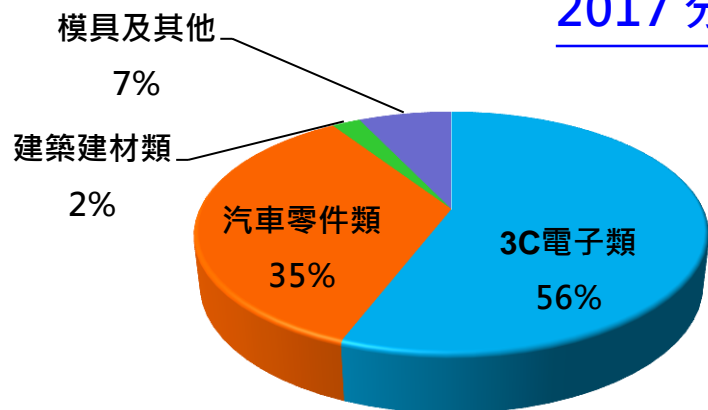
	2014	2015	2016	2017	2018
營業淨利	343,068	301,927	319,948	340,548	605,959
營業外收入及支出					
其他收入	13,208	19,559	18,703	17,583	26,299
其他利益及損失	(41,619)	(40,251)	(51,361)	59,189	(59,085)
財務成本	(23,669)	(14,306)	(12,284)	(22,045)	(45,642)
採用權益法認列之關 聯企業及合資損益之 份額	1,367	(5,515)	(3,126)	(955)	14,633
稅前淨利	292,355	261,414	(48,068)	394,320	542,164
所得稅費用	(70,949)	(59,098)	(171,867)	(79,804)	(136,761)
稅後淨利	221,406	202,316	100,013	314,516	405,403

		2014	2015	2016	2017	2018
獲力能力	毛利率(%)	23.42	24.72	23.81	20.51	21.28
	費用率(%)	12.24	14.41	13.81	12.51	11.25
	營業利益率(%)	11.18	10.31	10.01	8.00	10.03
財務結構	負債比率(%)	58.57	44.24	52.92	65.66	65.28
	現金與約當現金 (仟元)	358,990	604,250	481,183	609,909	550,292
償債能力	流動比率(%)	162.09	201.24	154.87	112.32	139.23
	速動比率(%)	140.21	175.60	118.70	88.35	102.48
經營績效	應收款項週轉天數	97	116	117	129	124
	存貨週轉天數	39	47	58	61	60
	應付款項週轉天數	112	115	94	93	97

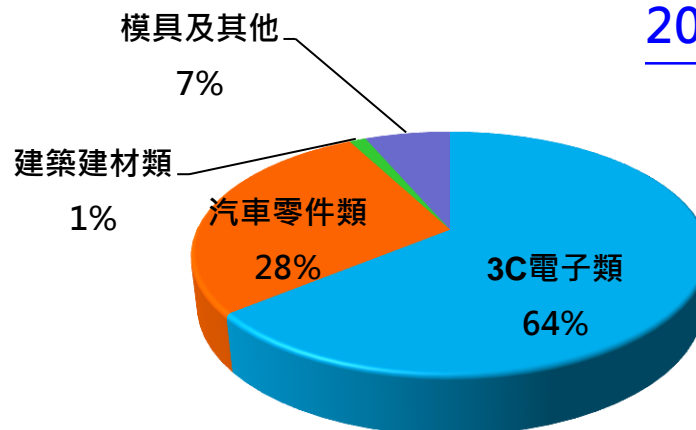
單位：新台幣仟元；%

主要產品	2014		2015		2016		2017		2018	
	銷值	%	銷值	%	銷值	%	銷值	%	銷值	%
3C電子類	2,013,689	65.63	1,756,201	59.99	1,776,136	55.55	2,377,270	55.86	3,871,686	64.07
汽車零件類	783,838	25.55	891,578	30.46	1,172,908	36.68	1,484,569	34.89	1,705,041	28.21
建築建材類	121,130	3.95	115,078	3.93	108,732	3.40	92,352	2.17	76,076	1.26
模具及其他	149,673	4.88	164,507	5.62	139,599	4.37	301,358	7.08	390,287	6.46
合計	3,068,330	100.00	2,927,364	100.00	3,197,375	100.00	4,255,549	100.00	6,043,090	100.00

2017 分佈



2018 分佈



LEMTECH

...Leading Engineering & Manufacturing Technology

Your Trusted Partner in Business

www.lemtech.com

