

聯德控股股份有限公司

Leading **E**ngineering & **M**anufacturing **T**echnology

Jun 2019




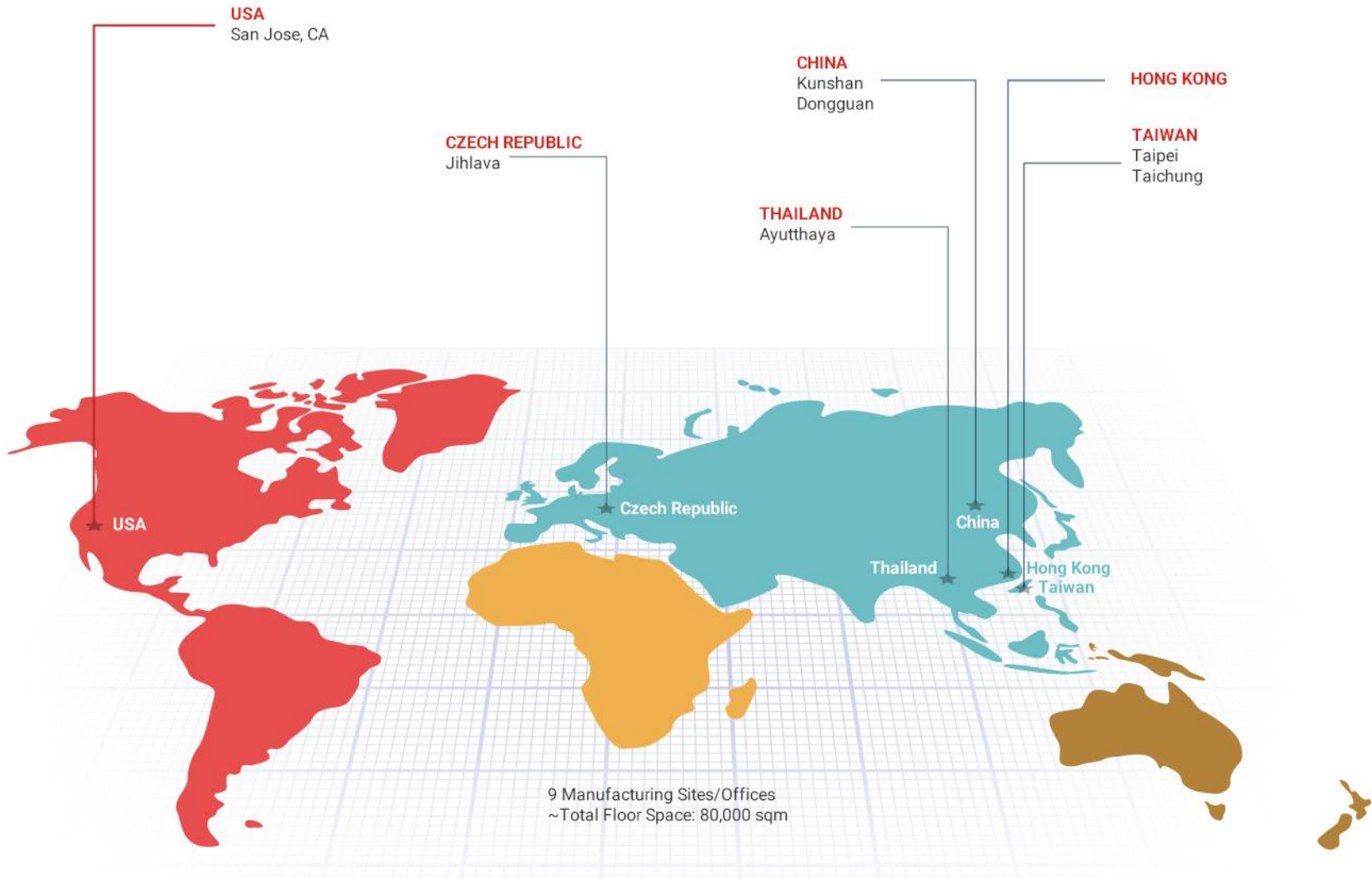
簡報大綱

- 關於聯德
- 營業項目
- 聯德的客戶群
- 公司財務績效及狀況

◆ 提供的產品及服務包含～

精密模具、金屬沖壓、散熱模組、鉸鏈、伺服器、滑軌、消費型電子產品、汽車零件及模組、建築材料等。







•Lemtech Kunshan



•Lemtech Taiwan




•Lemtech Thailand





•Lemtech Czech Republic

Speaker Grills/Bezels/Hinges for IP Phones




EMI Shield Cans/Fences





Parts For Various Automotive Applications

安全氣囊



安全帶系統



車門鉸鍊



天窗及音響設備



Lemtech高效能散熱器： 性能優異、可靠度高、

技術優勢：

- 效能領先業界，通過各大廠測試認證 (Intel, Cisco, Lenovo, Baidu, etc.)
- 結合多重技術，如散熱設計，精密零件加工與高溫硬焊

應用優勢：

允許電腦運算系統使用更高功率的晶片，應用如AI、VR、Gaming、5G數據設備、車載電腦



Lemtech偕同Intel與Baidu合作開發，將此散熱器應用於新一代的高階伺服器，達到高度省電之效果



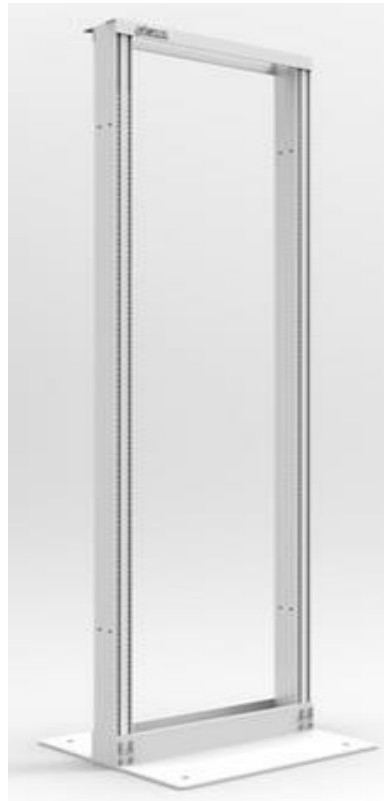
節能優勢：

- 降低運算系統(如何伺服器)中風扇耗能高達70%以上
- 降低大型雲端資料庫機房空調系統之負擔



2019年新產品-健身器材





EIA 19" server open rack


EIA 19" Rack with doors

19" 2-post open rack

Temperature control rack

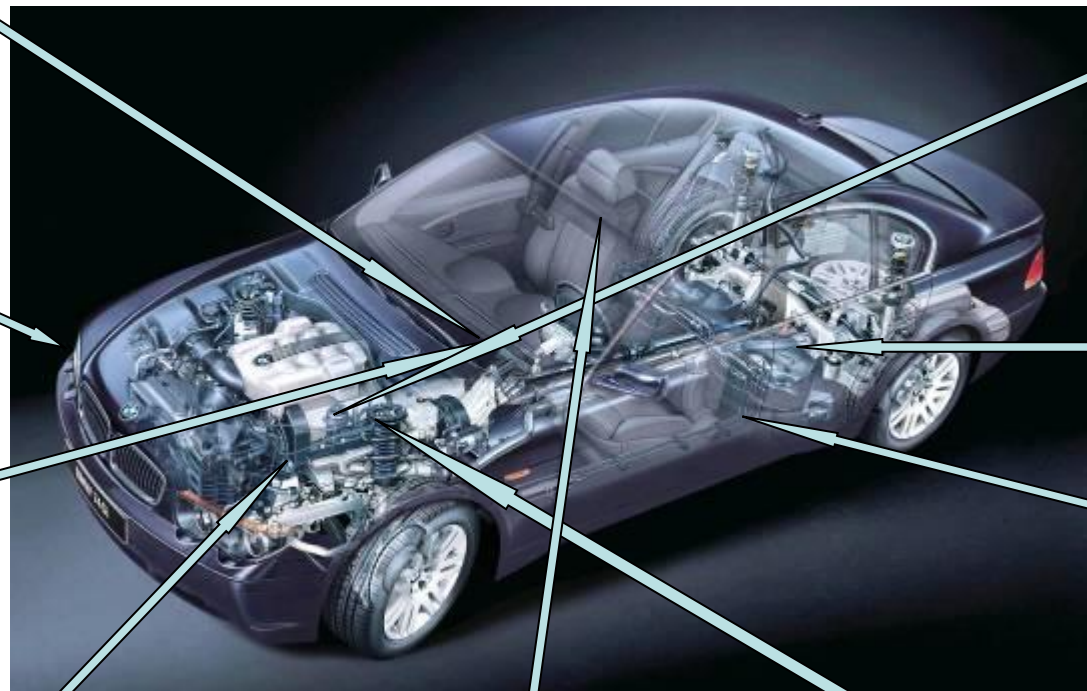
Rack Design & Manufacturing





Rack Testing (3rd party UL lab) - *Static and Dynamic*





LemTech

消費型電子產品客戶

Lemtech Holdings Co., Limited



簡明資產負債表

	2015	2016	2017	2018	2019Q1
流動資產	2,383,015	2,301,156	3,320,411	3,805,114	3,277,608
不動產、廠房及設備	701,618	680,583	970,751	1,230,891	1,386,057
其他資產	123,476	259,457	425,767	362,422	545,729
資產總額	3,208,109	3,241,196	4,716,929	5,398,427	5,209,394
流動負債	1,184,172	1,485,819	2,956,336	2,732,977	2,335,747
非流動負債	235,216	229,428	140,981	791,346	928,422
負債總額	1,419,388	1,715,247	3,097,317	3,524,323	3,264,169
權益總額	1,788,721	1,525,949	1,619,612	1,874,104	1,945,225

單位：新台幣仟元

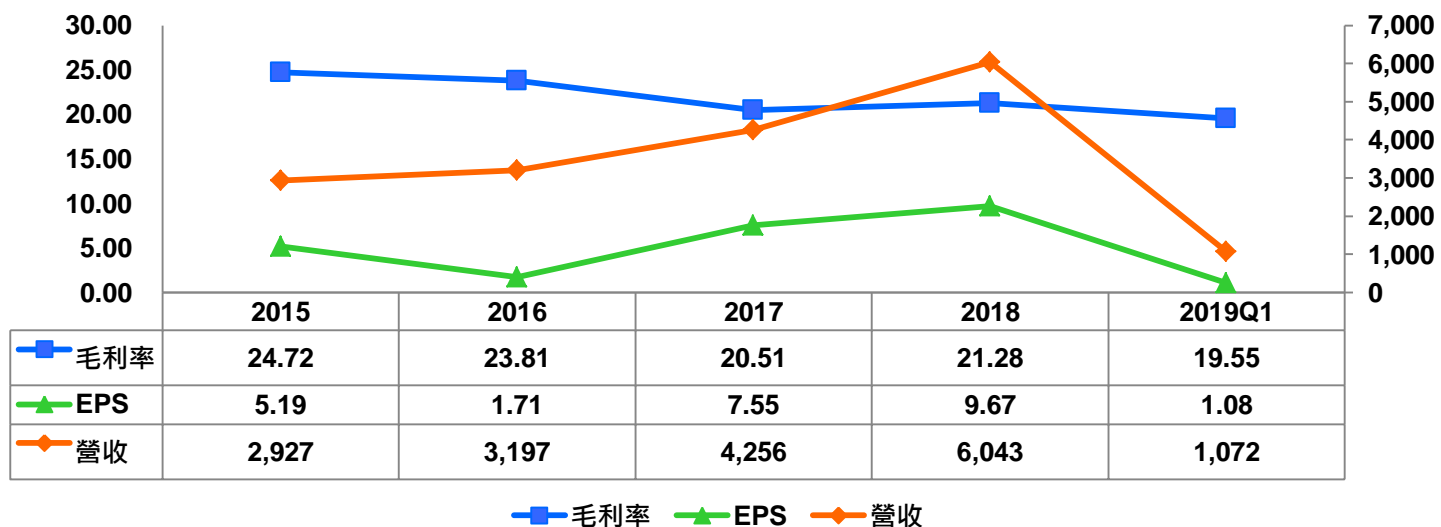
	2015	2016	2017	2018	2019Q1
營業淨利	301,927	319,948	340,548	605,959	68,679
營業外收入及支出					
其他收入	19,559	18,703	17,583	26,299	753
其他利益及損失	(40,251)	(51,361)	59,189	(59,085)	(1,019)
財務成本	(14,306)	(12,284)	(22,045)	(45,642)	(15,231)
採用權益法認列之關 聯企業及合資損益之 份額	(5,515)	(3,126)	(955)	14,633	243
稅前淨利	261,414	271,880	394,320	542,164	53,425
所得稅費用	(59,098)	(171,867)	(79,804)	(136,761)	(11,282)
稅後淨利	202,316	100,013	314,516	405,403	42,143

單位：新台幣仟元

	2015	2016	2017	2018	2019Q1
合併營收	2,927,364	3,197,375	4,255,549	6,043,090	1,071,934
銷貨毛利	723,739	761,428	872,771	1,286,070	209,565
營業淨利	301,927	319,948	340,548	605,959	68,679
<u>稅後淨利</u>	<u>202,316</u>	<u>100,013</u>	<u>314,516</u>	<u>405,403</u>	<u>42,143</u>
<u>每股盈餘</u>	<u>5.19</u>	<u>1.71</u>	<u>7.55</u>	<u>9.67</u>	<u>1.08</u>

毛利、EPS及營收趨勢(2015~2019Q1)

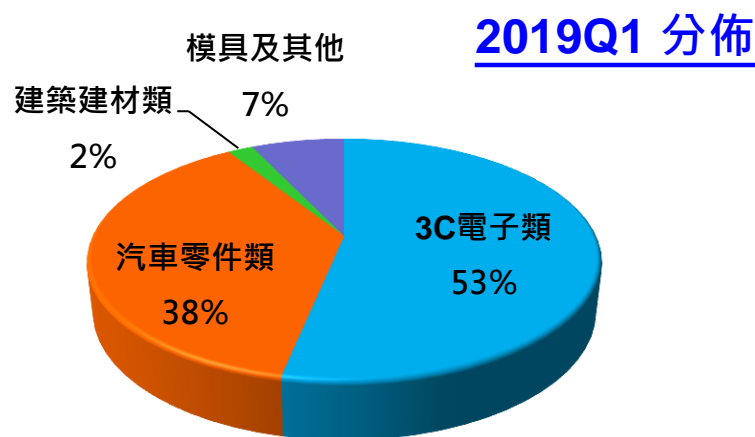
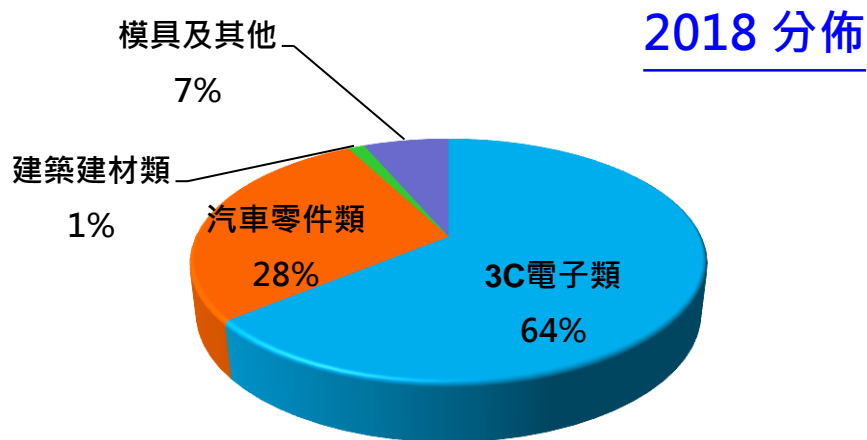
單位:新台幣百萬元



		2015	2016	2017	2018	2019Q1
獲利能力	毛利率(%)	24.72	23.81	20.51	21.28	19.55
	費用率(%)	14.41	13.81	12.51	11.25	13.14
	營業利益率(%)	10.31	10.01	8.00	10.03	6.41
財務結構	負債比率(%)	44.24	52.92	65.66	65.28	62.66
	現金與約當現金 (仟元)	604,250	481,183	609,909	550,292	700,741
償債能力	流動比率(%)	201.24	154.87	112.32	139.23	140.32
	速動比率(%)	175.60	118.70	88.35	102.48	94.73
經營績效	應收款項週轉天數	116	117	129	124	160
	存貨週轉天數	47	58	61	60	98
	應付款項週轉天數	115	94	93	97	129

單位：新台幣仟元；%

主要產品	2015		2016		2017		2018		2019Q1	
	銷值	%	銷值	%	銷值	%	銷值	%	銷值	%
3C電子類	1,756,201	59.99	1,776,136	55.55	2,377,270	55.86	3,871,686	64.07	570,897	53.26
汽車零件類	891,578	30.46	1,172,908	36.68	1,484,569	34.89	1,705,041	28.21	404,457	37.73
建築建材類	115,078	3.93	108,732	3.40	92,352	2.17	76,076	1.26	20,488	1.91
模具及其他	164,507	5.62	139,599	4.37	301,358	7.08	390,287	6.46	76,092	7.10
合計	2,927,364	100.00	3,197,375	100.00	4,255,549	100.00	6,043,090	100.00	1,071,934	100.00



LEMTECH

...Leading Engineering & Manufacturing Technology

Your Trusted Partner in Business

www.lemtech.com

