

Lemtech Holdings Co., Limited

*Leading **E**ngineering & **M**anufacturing **T**echnology*

Dec 2019




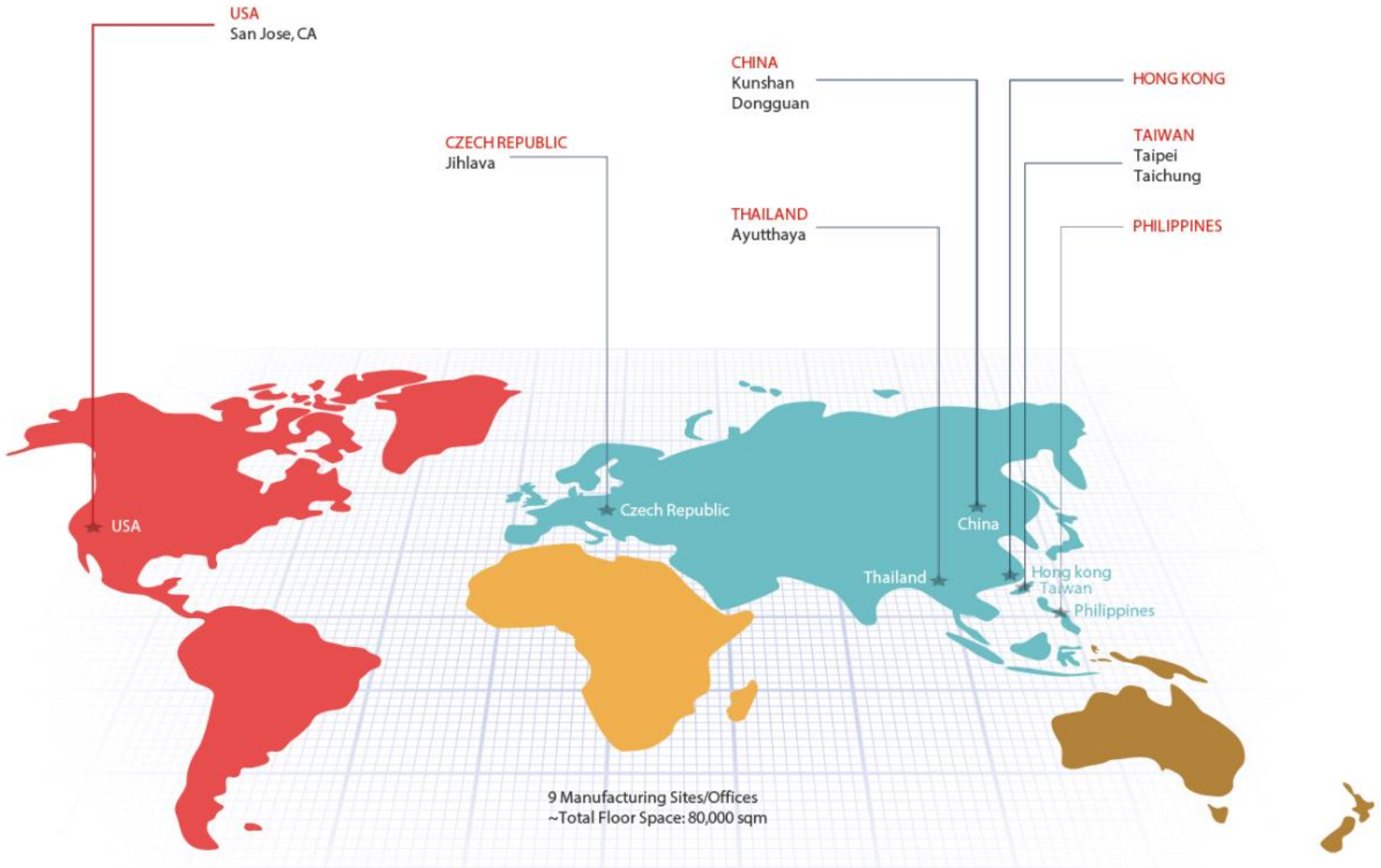
Briefing Outline

- Corporate Profile
- Core Business Activities
- Our Valued Customers
- Financial performance and status

◆ 提供的產品及服務包含～

精密模具、金屬沖壓、散熱模組、鉸鏈、伺服器、滑軌、消費型電子產品、汽車零件及模組、建築材料等。







•Lemtech Kunshan



•Lemtech Taiwan



•Lemtech Thailand



•Lemtech Czech Republic






•Tooling, Stamping & Mech Assy



•Racks & Cabinets



•Thermal Solutions



•Hinges

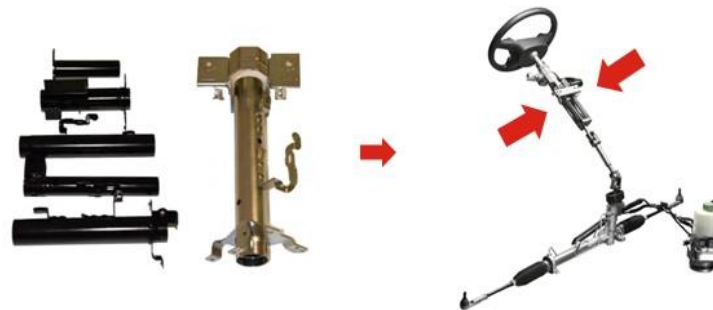


•Slide Rails & Kits






•Door Hinges



• Steering Columns



•Air Bags



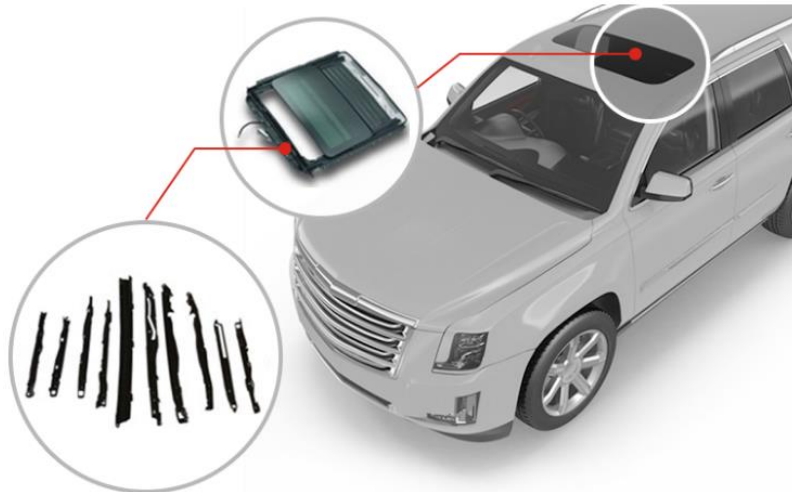
•Seat Belts



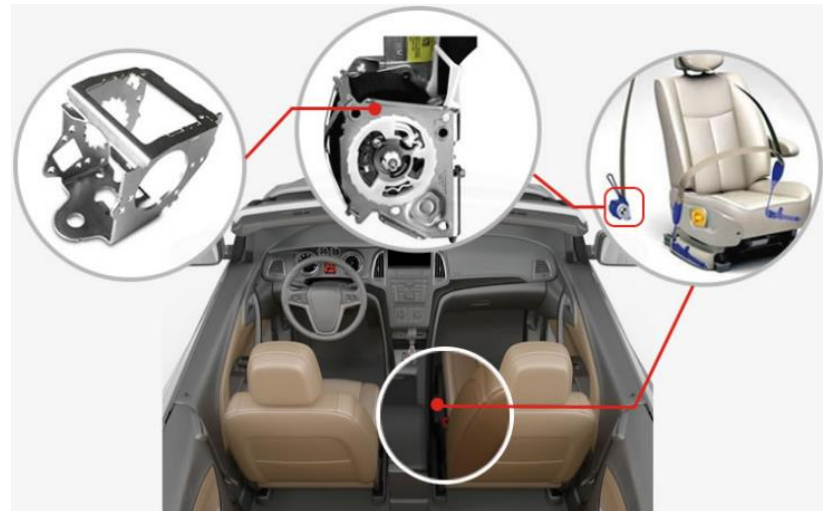
• Air Bags




• Steering Columns



• Sun Roofs



• Seat Belts



CMT Welding




Robotic Welding




Custom Cabinets (floor and wall-mountable)



Speaker Grills/Bezels/Hinges for IP Phones



EMI Shield Cans/Fences





•VOIP Phones



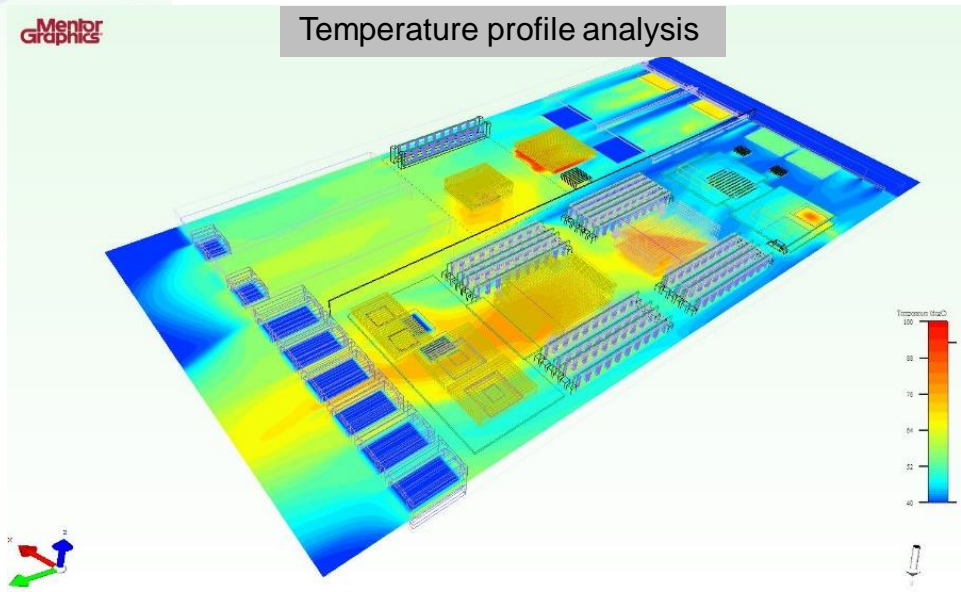
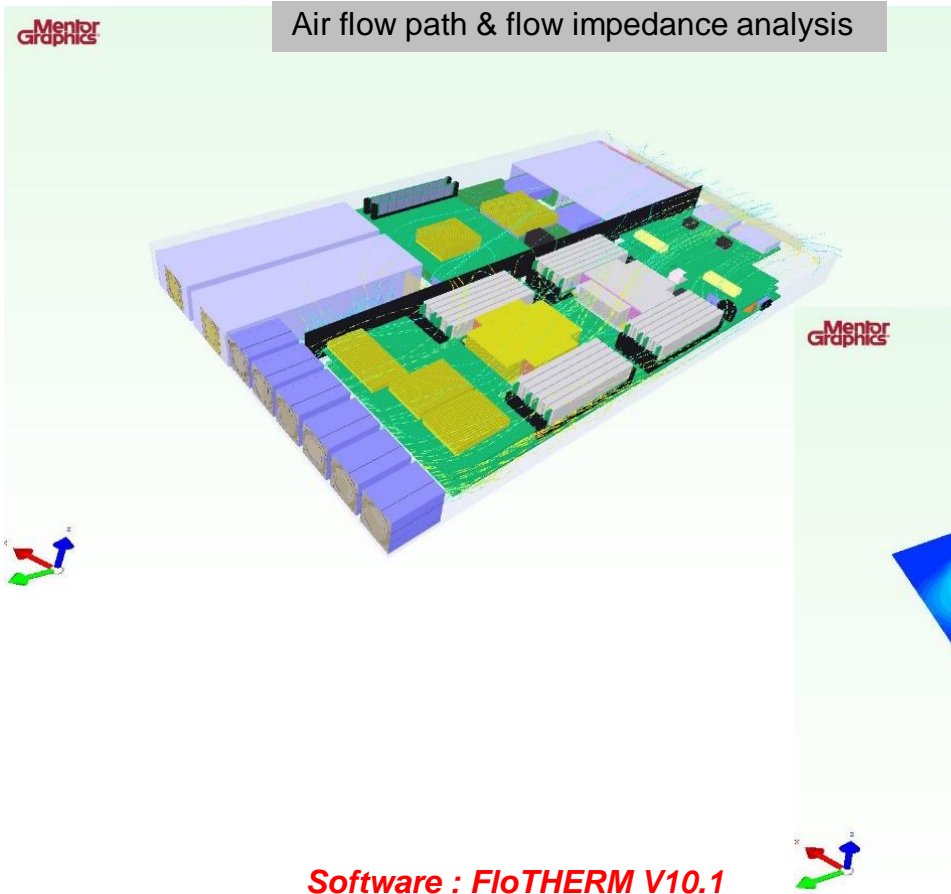
•Hinges for VOIP Phones





•Hinges for Laptop




Using Flowtherm for thermal simulation as a service and support



• Thermal Module for Client Computing



• Thermal Module for Enterprise Computing







- *Thermal Module for Gaming Set*



- *Thermal Module for LED*






•Heat Sinks / Thermal Modules



•Slide Rail Kits



•Server Enclosures

2019年新產品-健身器材



Our 3C Customers

ARISTA

ASUS®

B/S/H/

CISCO

COMPAL

cādence®

DELL EMC

E2E
END 2 END
MANUFACTURING

FLEXTRONICS®

FOXCONN®
Advancing Through Innovation

FURUKAWA ELECTRIC

htc

JABIL

JUNIPER
NETWORKS

Kingston
TECHNOLOGY

Lenovo™

PEGATRON
Navigate the future>

QCT

TIVO® TONAL

wiwynn®

Our Automotive Customers



BorgWarner



FIAMM



pollmann
INTERNATIONAL

Pioneer

SIEMENS

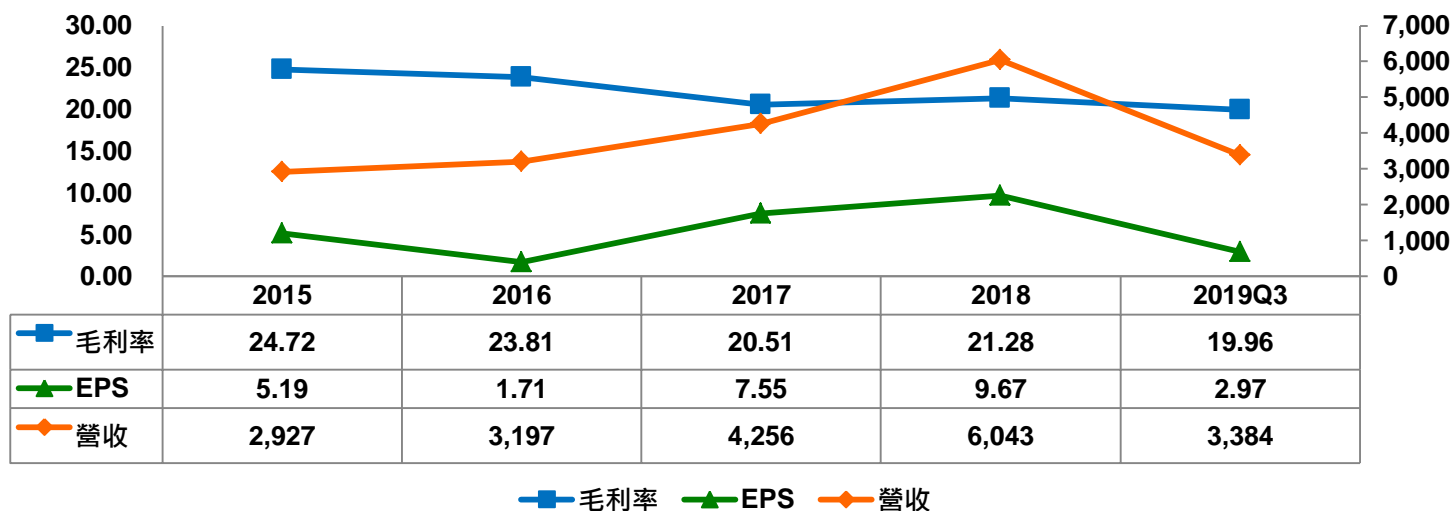


單位：新台幣仟元

	2015	2016	2017	2018	2019Q3
合併營收	2,927,364	3,197,375	4,255,549	6,043,090	3,384,031
銷貨毛利	723,739	761,428	872,771	1,286,070	675,597
營業淨利	301,927	319,948	340,548	605,959	227,413
<u>稅後淨利</u>	<u>202,316</u>	<u>100,013</u>	<u>314,516</u>	<u>405,403</u>	<u>142,254</u>
<u>每股盈餘</u>	<u>5.19</u>	<u>1.71</u>	<u>7.55</u>	<u>9.67</u>	<u>2.97</u>

毛利、EPS及營收趨勢(2015~2019Q3)

單位:新台幣百萬元

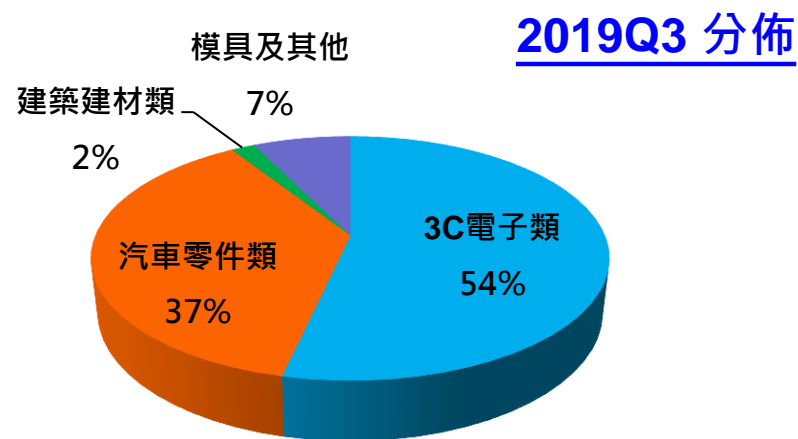
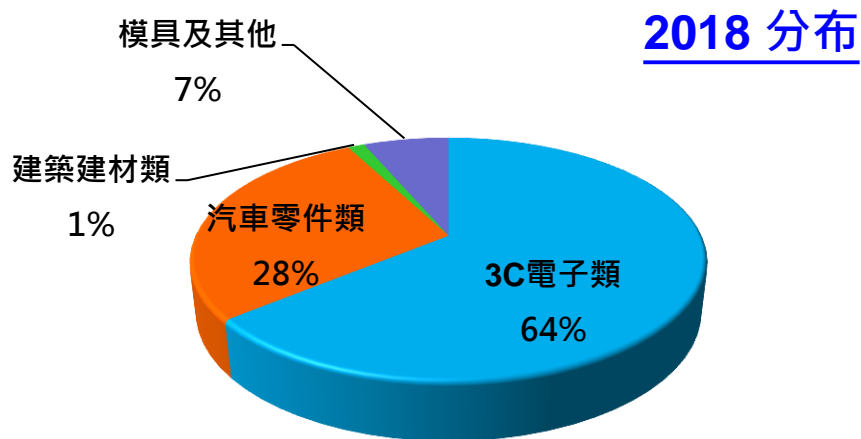


簡明資產負債表

	2015	2016	2017	2018	2019Q3
流動資產	2,383,015	2,301,156	3,320,411	3,805,114	3,220,972
不動產、廠房及設備	701,618	680,583	970,751	1,230,891	1,823,048
其他資產	123,476	259,457	425,767	362,422	511,286
資產總額	3,208,109	3,241,196	4,716,929	5,398,427	5,555,306
流動負債	1,184,172	1,485,819	2,956,336	2,732,067	2,393,359
非流動負債	235,216	229,428	140,981	792,256	1,277,765
負債總額	1,419,388	1,715,247	3,097,317	3,524,323	3,671,124
權益總額	1,788,721	1,525,949	1,619,612	1,874,104	1,884,182

單位：新台幣仟元；%

主要產品	2015		2016		2017		2018		2019Q3	
	銷值	%	銷值	%	銷值	%	銷值	%	銷值	%
3C電子類	1,756,201	59.99	1,776,136	55.55	2,377,270	55.86	3,871,686	64.07	1,811,269	53.52
汽車零件類	891,578	30.46	1,172,908	36.68	1,484,569	34.89	1,705,041	28.21	1,266,800	37.43
建築建材類	115,078	3.93	108,732	3.40	92,352	2.17	76,076	1.26	59,666	1.76
模具及其他	164,507	5.62	139,599	4.37	301,358	7.08	390,287	6.46	246,296	7.29
合計	2,927,364	100.00	3,197,375	100.00	4,255,549	100.00	6,043,090	100.00	3,384,031	100.00



Thank You

LEMTECH ...Your Trusted Partner in Business

www.lemtech.com