

聯德控股股份有限公司

Leading Engineering & Manufacturing Technology

2020年10月



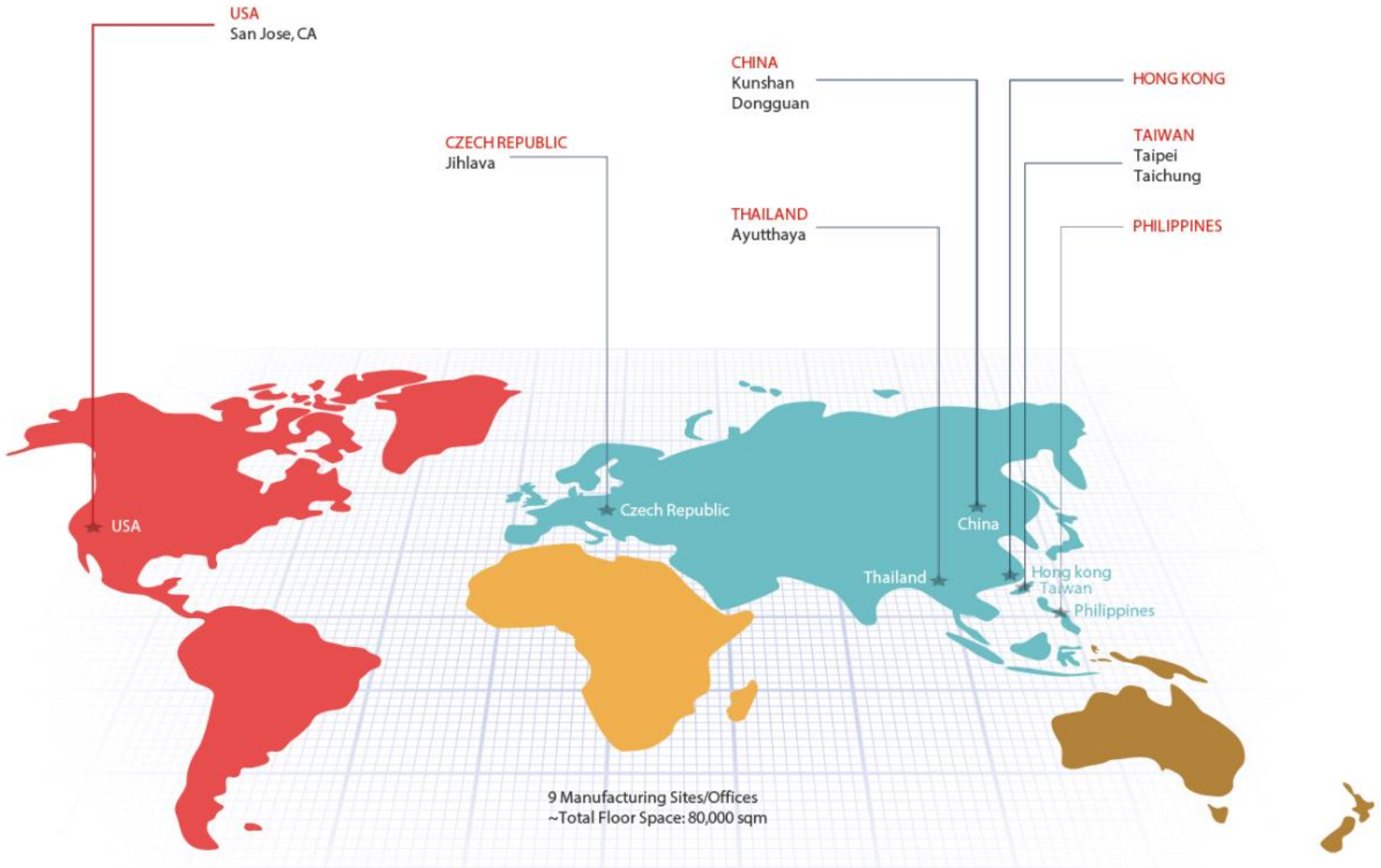
簡報大綱

- 關於聯德
- 營業項目
- 聯德的客戶群
- 公司財務績效及狀況

◆ 提供的產品及服務包含～

精密模具、金屬沖壓、散熱模組、鉸鏈、伺服器、滑軌、消費型電子產品、汽車零件及模組、建築材料等。







聯德昆山



聯德台灣



聯德泰國



聯德捷克

核心業務

Tooling, Stamping & Mech Assy



Racks & Cabinets



Thermal Solutions




Hinges

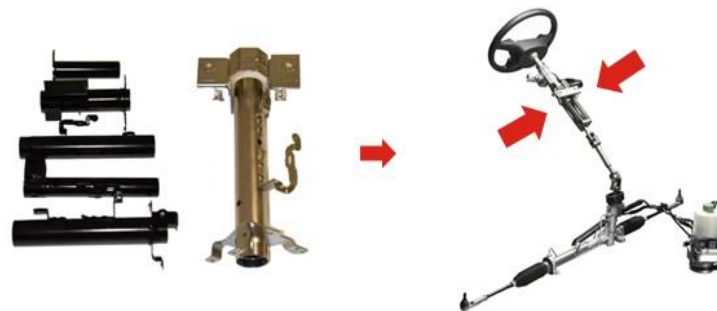


Slide Rails & Kits






Door Hinges



Steering Columns



Air Bags



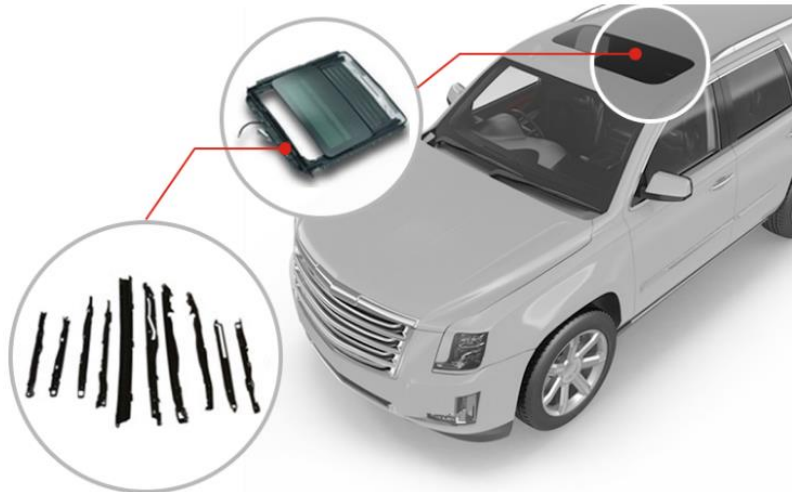
Seat Belts



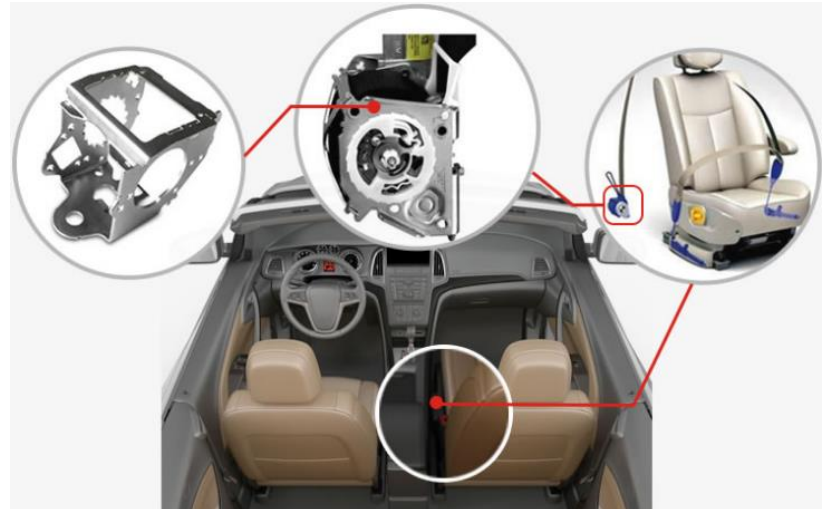
Air Bags




Steering Columns



Sun Roofs



Seat Belts



CMT Welding




Robotic Welding




Custom Cabinets (floor and wall-mountable)



Speaker Grills/Bezels/Hinges for IP Phones



EMI Shield Cans/Fences





VOIP Phones



Hinges for VOIP Phones



Hinges for Laptop



Thermal Module for Client Computing



Thermal Module for Enterprise Computing



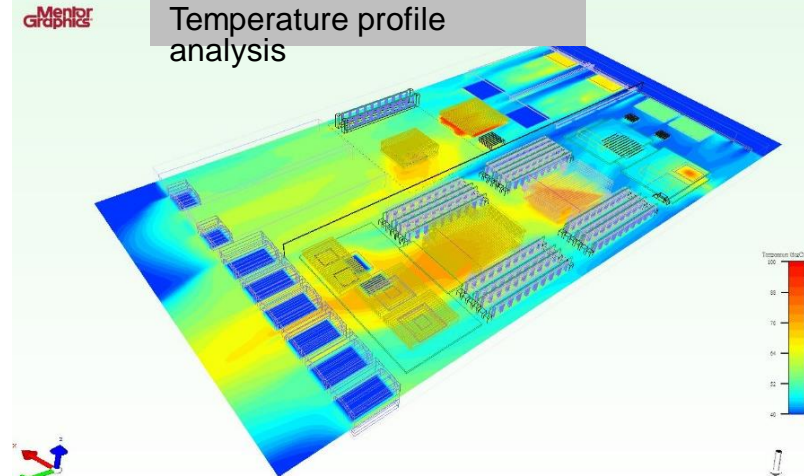
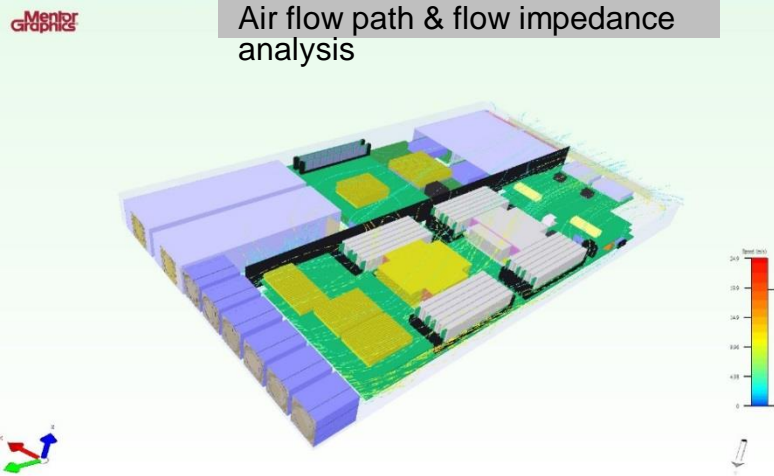
Thermal Module for Gaming Set




Thermal Module for LED






Using Flowtherm for thermal simulation as a service and support



Software : FloTHERM V10.1



沖壓零組件/模具的雲端運算



Heat Sinks / Thermal Modules



Slide Rail Kits



Server Enclosures



Our 3C Customers

ARISTA

ASUS®

B/S/H/

CISCO

COMPAL

cādence®

DELL EMC

E2E
END 2 END
MANUFACTURING

FLEXTRONICS®

FOXCONN®
Advancing Through Innovation

FURUKAWA ELECTRIC

htc

JABIL

JUNIPER
NETWORKS

Kingston
TECHNOLOGY

Lenovo™

PEGATRON
Navigate the future>

QCT

TIVO® TONAL

wiwynn®

Our Automotive Customers



BorgWarner



FIAMM



pollmann
INTERNATIONAL

Pioneer

SIEMENS



Valeo



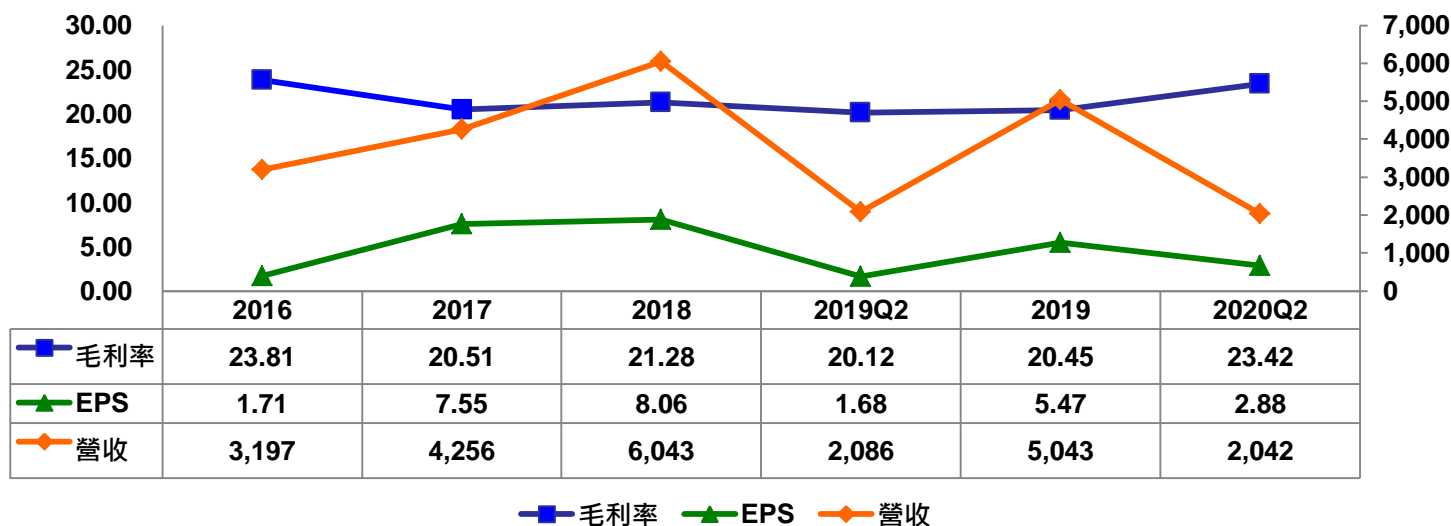
營收、毛利、稅後淨利及每股盈餘

單位：新台幣仟元

	2016	2017	2018	2019Q2	2019	2020Q2
合併營收	3,197,375	4,255,549	6,043,090	2,086,003	5,042,657	2,041,918
銷貨毛利	761,428	872,771	1,286,070	419,653	1,031,009	478,264
營業淨利	319,948	340,548	605,959	121,235	393,883	206,065
稅後淨利	<u>100,013</u>	<u>314,516</u>	<u>405,403</u>	<u>78,928</u>	<u>262,339</u>	<u>139,383</u>
每股盈餘	<u>1.71</u>	<u>7.55</u>	<u>8.06</u>	<u>1.68</u>	<u>5.47</u>	<u>2.88</u>

毛利、EPS及營收趨勢(2016~2020Q2)

單位:新台幣百萬元

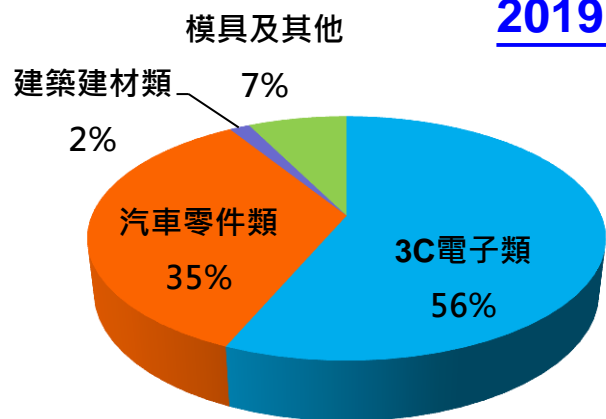


	2016	2017	2018	2019	2020Q2
流動資產	2,301,156	3,320,411	3,805,114	3,949,666	3,337,791
不動產、廠房及設備	680,583	970,751	1,230,891	2,041,406	1,967,432
其他資產	259,457	425,767	362,422	234,935	219,777
資產總額	3,241,196	4,716,929	5,398,427	6,226,007	5,525,000
流動負債	1,485,819	2,956,336	2,732,067	2,974,160	2,987,929
非流動負債	229,428	140,981	792,256	1,281,354	645,521
負債總額	1,715,247	3,097,317	3,524,323	4,255,514	3,633,450
權益總額	1,525,949	1,619,612	1,874,104	1,970,493	1,891,550

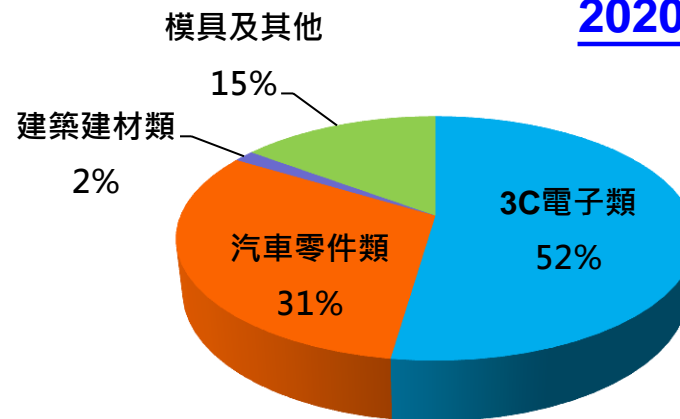
單位：新台幣仟元；%

主要產品	2016		2017		2018		2019		2020Q2	
	銷值	%	銷值	%	銷值	%	銷值	%	銷值	%
3C電子類	1,776,136	55.55	2,377,270	55.86	3,871,686	64.07	2,845,323	56.43	1,067,746	52.29
汽車零件類	1,172,908	36.68	1,484,569	34.89	1,705,041	28.21	1,749,079	34.69	640,182	31.35
建築建材類	108,732	3.40	92,352	2.17	76,076	1.26	76,140	1.51	31,115	1.52
模具及其他	139,599	4.37	301,358	7.08	390,287	6.46	372,115	7.38	302,875	14.83
合計	3,197,375	100.00	4,255,549	100.00	6,043,090	100.00	5,042,657	100.00	2,041,918	100.00

2019 分佈



2020Q2 分佈



Thank You

LEMTECH ...Your Trusted Partner in Business

www.lemtech.com