

# 聯德控股股份有限公司


Leading **E**ngineering & **M**anufacturing **T**echnology

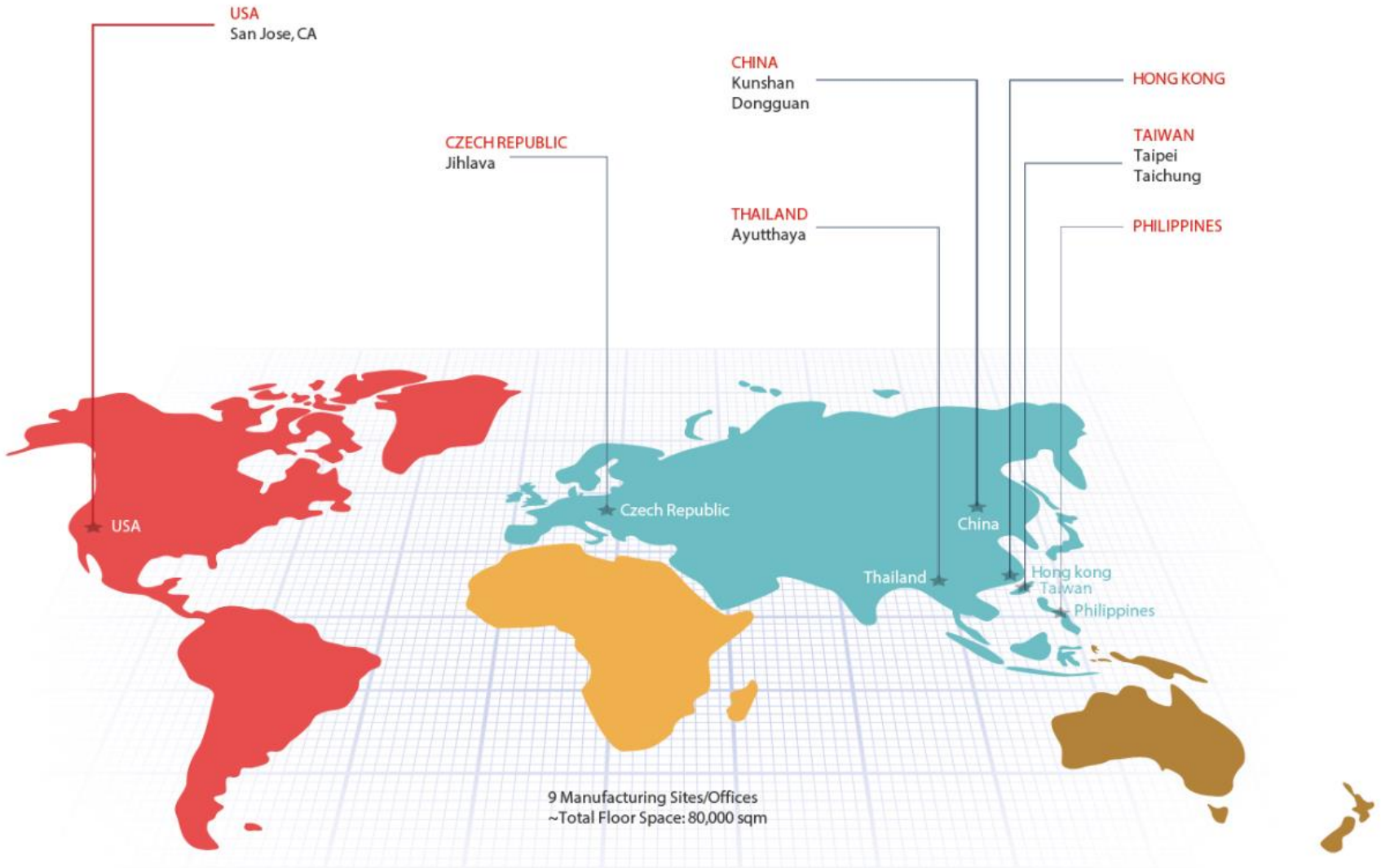
2020年12月



### ◆ 提供的產品及服務包含～

精密模具、金屬沖壓、散熱模組、絞鏈、伺服器、滑軌、消費型電子產品、汽車零件及模組、建築材料等。







聯德昆山



聯德台灣



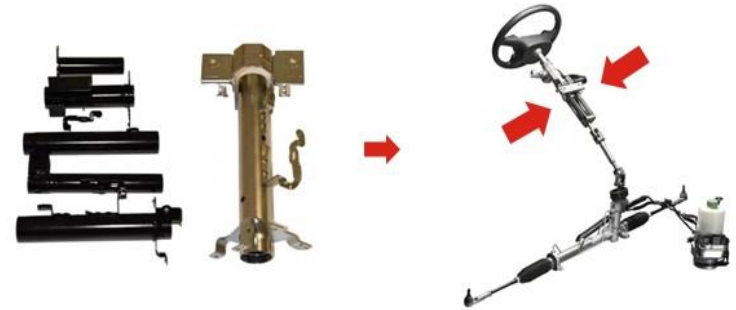
聯德泰國



聯德捷克




*Door Hinges*



*Steering Columns*



*Air Bags*



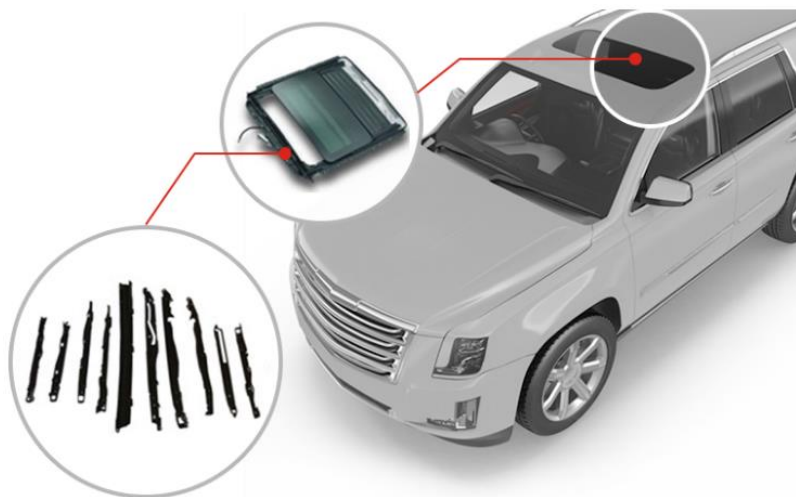
*Seat Belts*



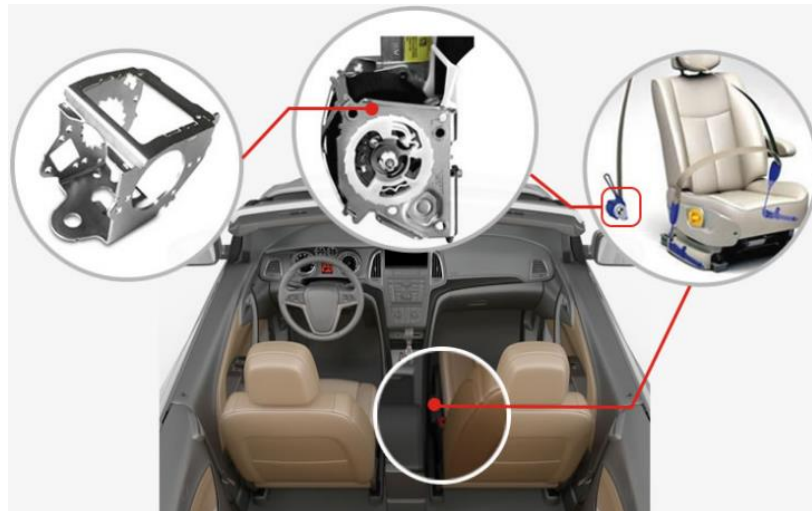
*Air Bags*



*Steering Columns*



*Sun Roofs*



*Seat Belts*



*VOIP Phones*



*Hinges for VOIP Phones*



*Hinges for Laptop*





### *Thermal Module for Client Computing*



---

### *Thermal Module for Enterprise Computing*



### *Thermal Module for Gaming Set*

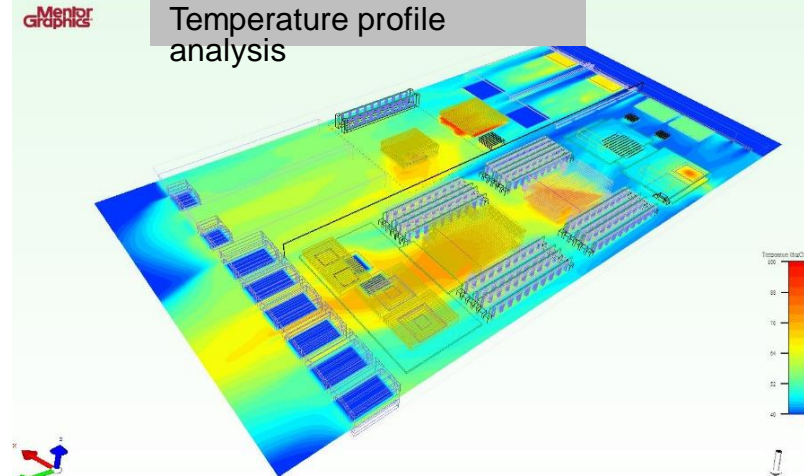
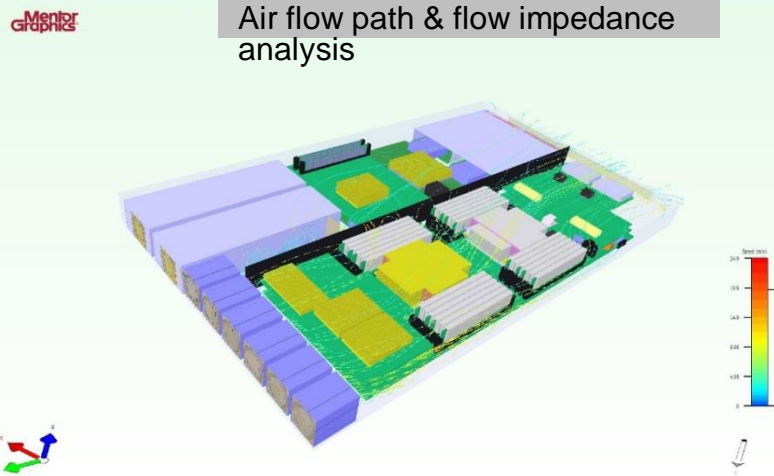


---


### *Thermal Module for LED*







### Using Flowtherm for thermal simulation as a service and support



Software : FloTHERM V10.1



## 沖壓零組件/模具的雲端運算




*Heat Sinks / Thermal Modules*



*Slide Rail Kits*



*Server Enclosures*



## Our 3C Customers

ARISTA

ASUS®

B/S/H/

CISCO

COMPAL

cādence®

DELL EMC

E2E  
END 2 END  
MANUFACTURING

FLEXTRONICS®

FOXCONN®  
Advancing Through Innovation

FURUKAWA ELECTRIC

htc

JABIL

JUNIPER  
NETWORKS

Kingston  
TECHNOLOGY

Lenovo™

PEGATRON  
Navigate the future>

QCT

TIVO® TONAL

wiwynn®

## Our Automotive Customers



**BorgWarner**



**FIAMM**



**pollmann**  
INTERNATIONAL

**Pioneer**

**SIEMENS**



**Valeo**



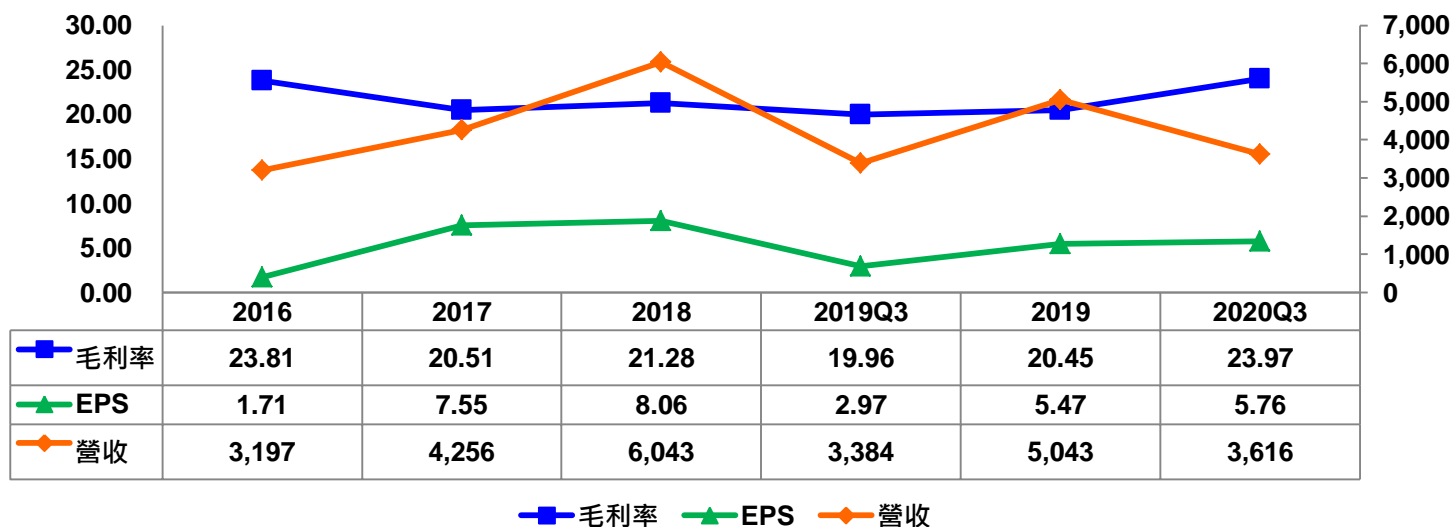
### 營收、毛利、稅後淨利及每股盈餘

單位：新台幣仟元

	2016	2017	2018	2019Q3	2019	2020Q3
合併營收	3,197,375	4,255,549	6,043,090	3,384,031	5,042,657	3,615,971
銷貨毛利	761,428	872,771	1,286,070	675,597	1,031,009	866,911
營業淨利	319,948	340,548	605,959	227,413	393,883	440,239
稅後淨利	<u>100,013</u>	<u>314,516</u>	<u>405,403</u>	<u>142,254</u>	<u>262,339</u>	<u>274,263</u>
每股盈餘	<u>1.71</u>	<u>7.55</u>	<u>8.06</u>	<u>2.97</u>	<u>5.47</u>	<u>5.76</u>

### 毛利、EPS及營收趨勢(2016~2020Q3)

單位:新台幣百萬元



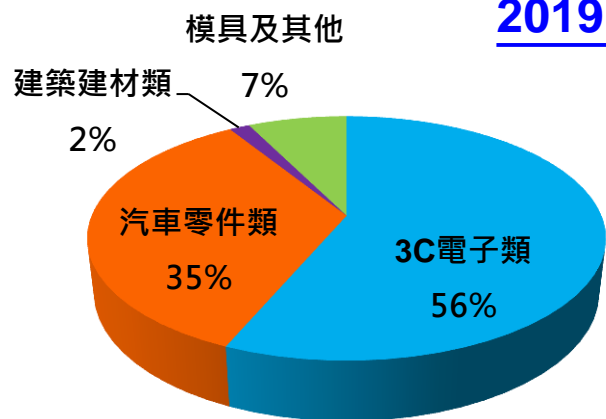


	2016	2017	2018	2019	2020Q3
流動資產	2,301,156	3,320,411	3,805,114	3,949,666	4,506,415
不動產、廠房及設備	680,583	970,751	1,230,891	2,041,406	1,261,751
其他資產	259,457	425,767	362,422	234,935	450,972
資產總額	3,241,196	4,716,929	5,398,427	6,226,007	6,219,138
流動負債	1,485,819	2,956,336	2,732,067	2,974,160	2,799,596
非流動負債	229,428	140,981	792,256	1,281,354	1,338,211
負債總額	1,715,247	3,097,317	3,524,323	4,255,514	4,137,807
權益總額	1,525,949	1,619,612	1,874,104	1,970,493	2,081,331

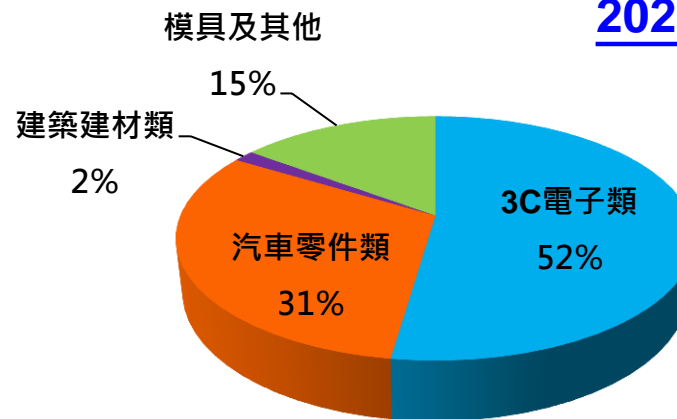
單位：新台幣仟元；%

主要產品	2016		2017		2018		2019		2020Q3	
	銷值	%	銷值	%	銷值	%	銷值	%	銷值	%
3C電子類	1,776,136	55.55	2,377,270	55.86	3,871,686	64.07	2,845,323	56.43	1,832,506	50.68
汽車零件類	1,172,908	36.68	1,484,569	34.89	1,705,041	28.21	1,749,079	34.69	1,110,701	30.72
建築建材類	108,732	3.40	92,352	2.17	76,076	1.26	76,140	1.51	52,592	1.45
模具及其他	139,599	4.37	301,358	7.08	390,287	6.46	372,115	7.38	620,172	17.15
合計	3,197,375	100.00	4,255,549	100.00	6,043,090	100.00	5,042,657	100.00	3,615,971	100.00

### 2019 分佈



### 2020Q3 分佈



# Thank You

*LEMTECH ...Your Trusted Partner in Business*

[www.lemtech.com](http://www.lemtech.com)