

Lemtech Holdings Co., Limited


*Leading **E**ngineering & **M**anufacturing **Tech**nology*

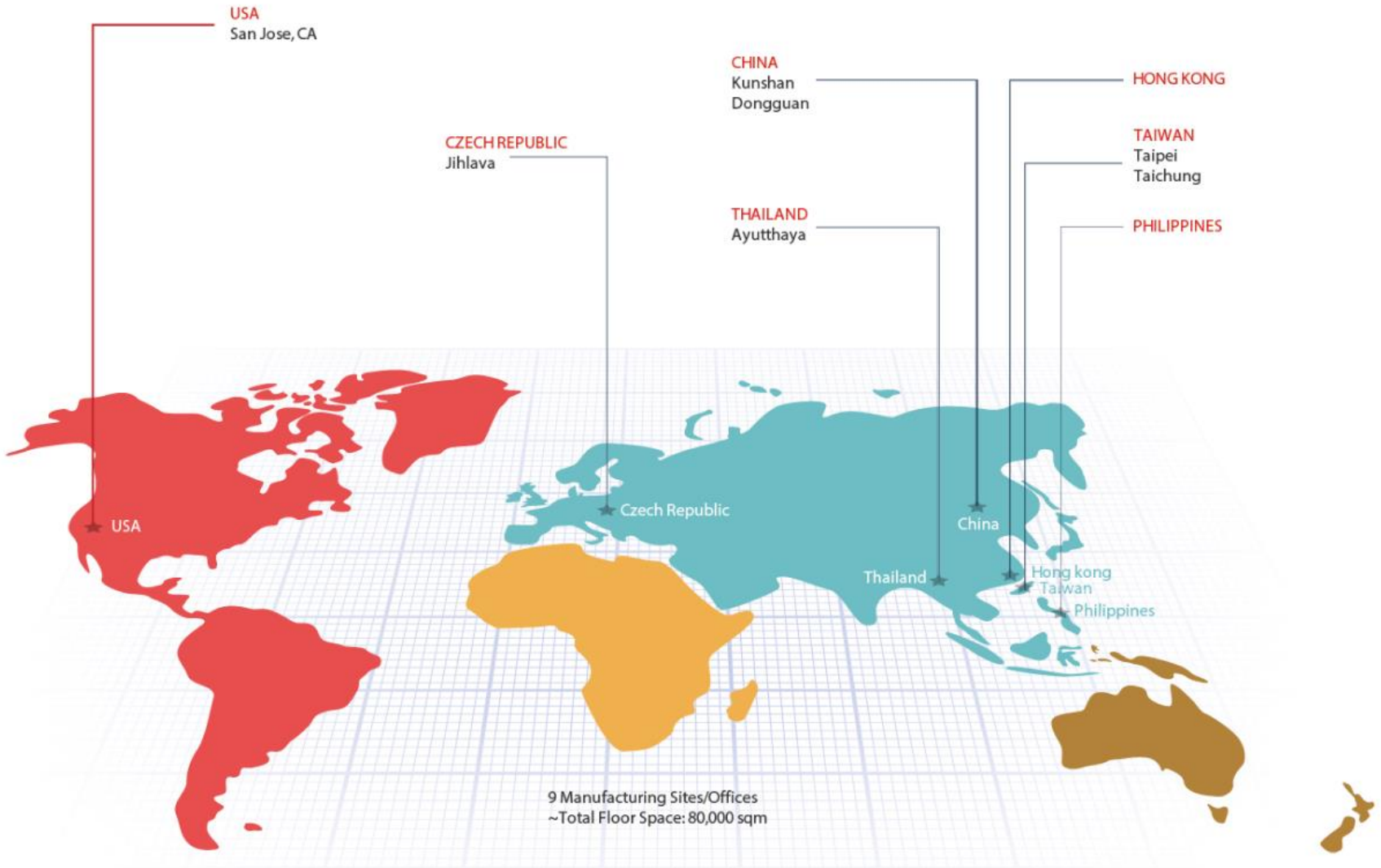
Dec 2020



◆ 提供的產品及服務包含～

精密模具、金屬沖壓、散熱模組、絞鏈、伺服器、滑軌、消費型電子產品、汽車零件及模組、建築材料等。







Lemtech Kunshan



Lemtech Taiwan



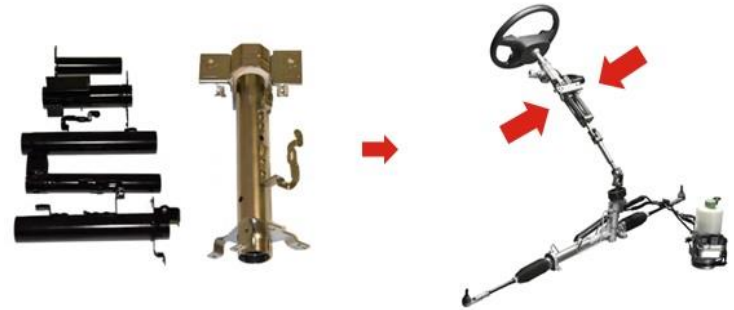
Lemtech Thailand



Lemtech Czech Republic




Door Hinges



Steering Columns



Air Bags



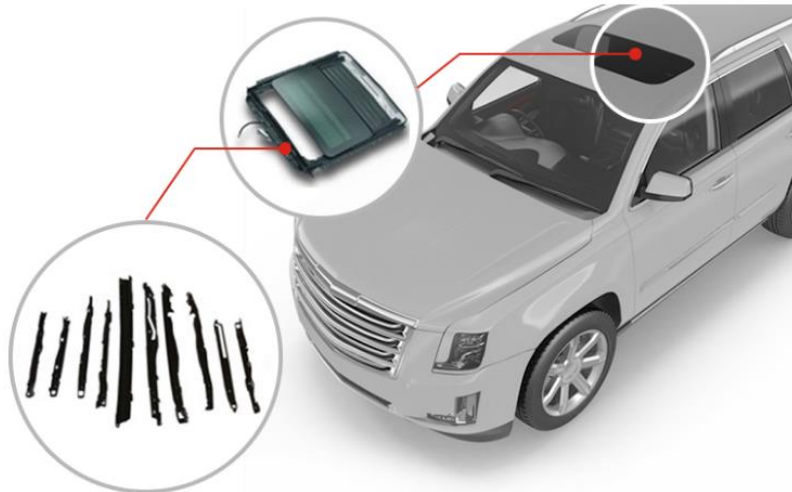
Seat Belts



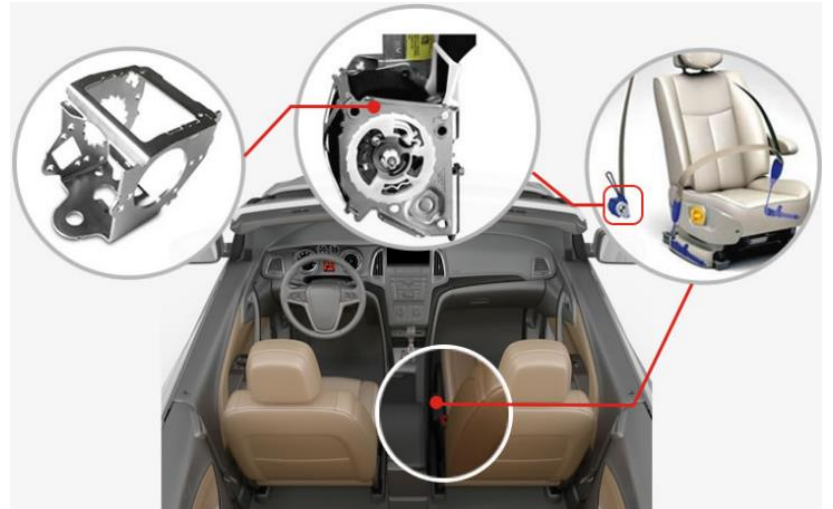
Air Bags



Steering Columns



Sun Roofs



Seat Belts



VOIP Phones




Hinges for VOIP Phones




Hinges for Laptop



Thermal Module for Client Computing



Thermal Module for Enterprise Computing



Thermal Module for Gaming Set



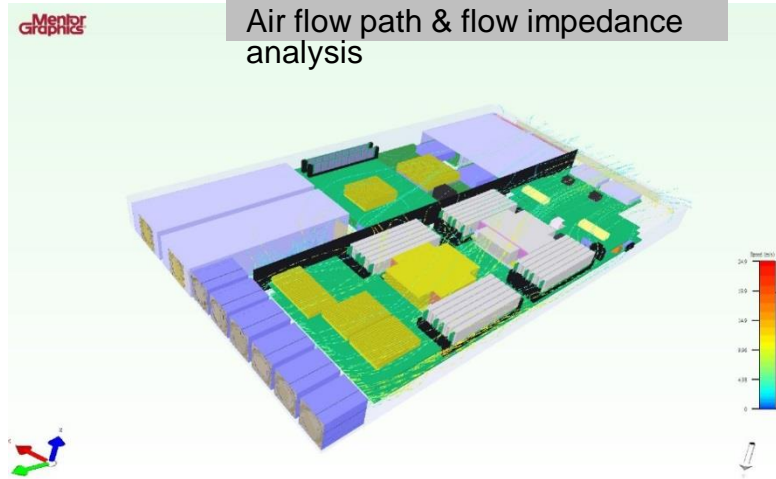
Thermal Module for LED



Using Flowtherm for thermal simulation as a service and support

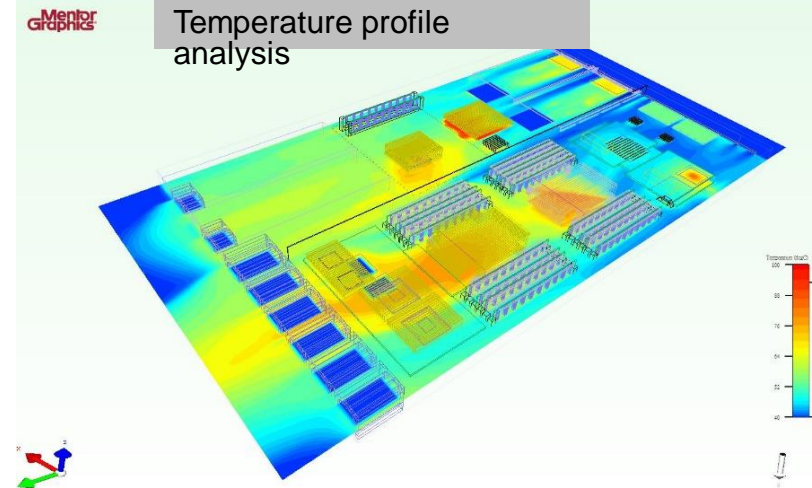
gMentor

Air flow path & flow impedance analysis







gMentor

Temperature profile analysis



Software : FloTHERM V10.1






Heat Sinks / Thermal Modules




Slide Rail Kits



Server Enclosures





Our 3C Customers

ARISTA

ASUS®

B/S/H/

CISCO

COMPAL

cādence®

DELL EMC

E2E
END 2 END
MANUFACTURING

FLEXTRONICS®

FOXCONN®
Advancing Through Innovation

FURUKAWA ELECTRIC

htc

JABIL

JUNIPER
NETWORKS

Kingston
TECHNOLOGY

Lenovo™

PEGATRON
Navigate the future>

QCT

TIVO® TONAL

wiwynn®

Our Automotive Customers



BorgWarner



FIAMM



pollmann
INTERNATIONAL

Pioneer

SIEMENS



Valeo



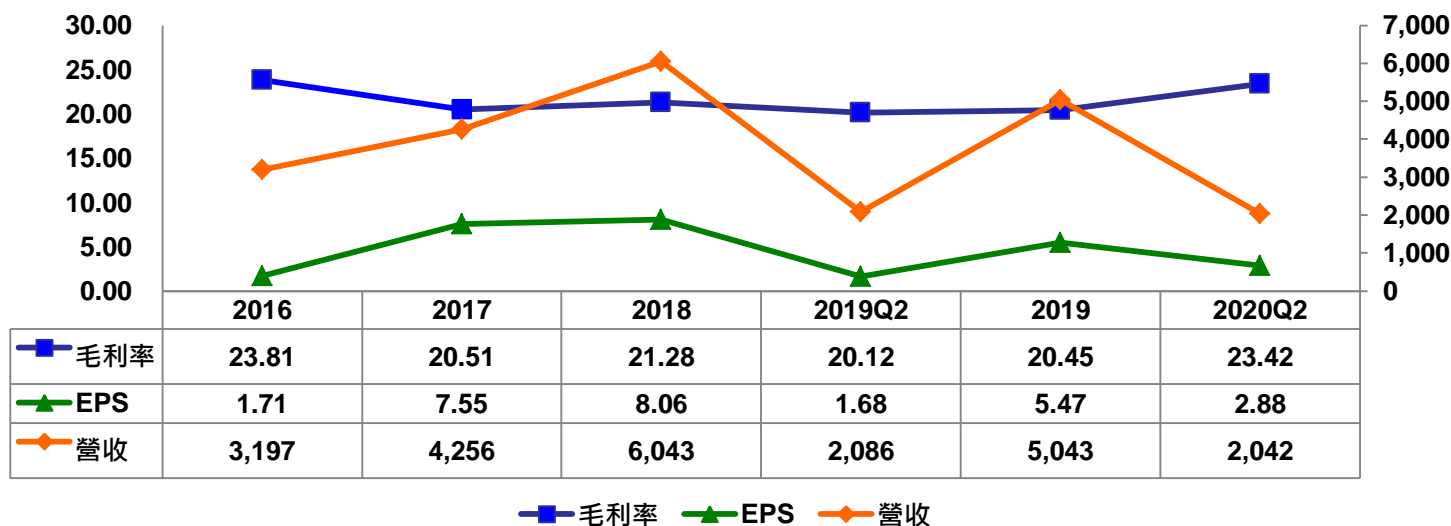
營收、毛利、稅後淨利及每股盈餘

單位：新台幣仟元

	2016	2017	2018	2019Q2	2019	2020Q2
合併營收	3,197,375	4,255,549	6,043,090	2,086,003	5,042,657	2,041,918
銷貨毛利	761,428	872,771	1,286,070	419,653	1,031,009	478,264
營業淨利	319,948	340,548	605,959	121,235	393,883	206,065
稅後淨利	<u>100,013</u>	<u>314,516</u>	<u>405,403</u>	<u>78,928</u>	<u>262,339</u>	<u>139,383</u>
每股盈餘	<u>1.71</u>	<u>7.55</u>	<u>8.06</u>	<u>1.68</u>	<u>5.47</u>	<u>2.88</u>

毛利、EPS及營收趨勢(2016~2020Q2)

單位:新台幣百萬元

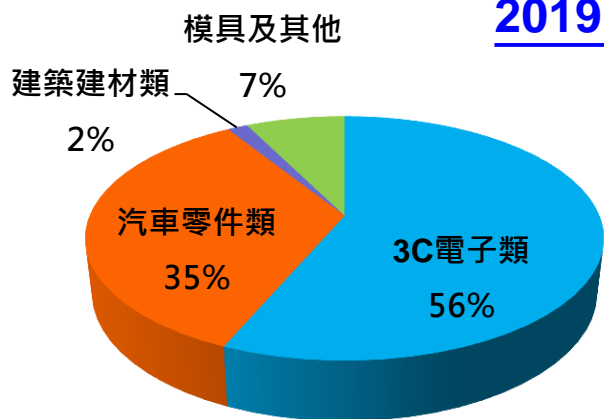


	2016	2017	2018	2019	2020Q2
流動資產	2,301,156	3,320,411	3,805,114	3,949,666	3,337,791
不動產、廠房及設備	680,583	970,751	1,230,891	2,041,406	1,967,432
其他資產	259,457	425,767	362,422	234,935	219,777
資產總額	3,241,196	4,716,929	5,398,427	6,226,007	5,525,000
流動負債	1,485,819	2,956,336	2,732,067	2,974,160	2,987,929
非流動負債	229,428	140,981	792,256	1,281,354	645,521
負債總額	1,715,247	3,097,317	3,524,323	4,255,514	3,633,450
權益總額	1,525,949	1,619,612	1,874,104	1,970,493	1,891,550

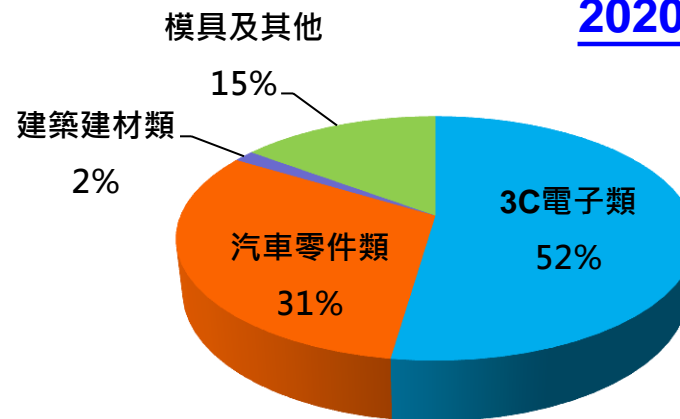
單位：新台幣仟元；%

主要產品	2016		2017		2018		2019		2020Q2	
	銷值	%	銷值	%	銷值	%	銷值	%	銷值	%
3C電子類	1,776,136	55.55	2,377,270	55.86	3,871,686	64.07	2,845,323	56.43	1,067,746	52.29
汽車零件類	1,172,908	36.68	1,484,569	34.89	1,705,041	28.21	1,749,079	34.69	640,182	31.35
建築建材類	108,732	3.40	92,352	2.17	76,076	1.26	76,140	1.51	31,115	1.52
模具及其他	139,599	4.37	301,358	7.08	390,287	6.46	372,115	7.38	302,875	14.83
合計	3,197,375	100.00	4,255,549	100.00	6,043,090	100.00	5,042,657	100.00	2,041,918	100.00

2019 分佈



2020Q2 分佈



Thank You

LEMTECH ...Your Trusted Partner in Business

www.lemtech.com