

**LemTech**

Lemtech Holdings Co., Limited

# 聯德控股股份有限公司

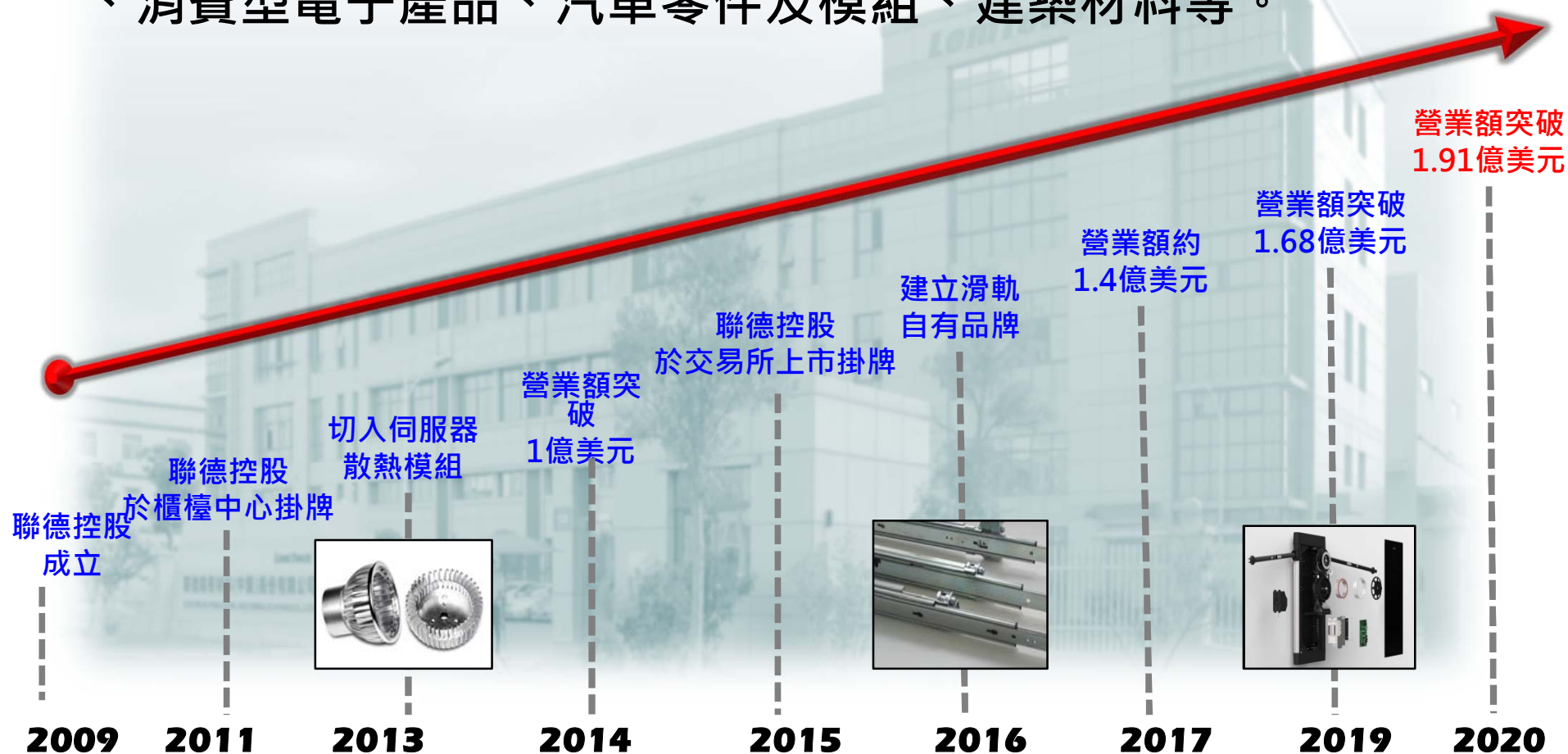
*Leading Engineering & Manufacturing Technology*

**2021年03月**



### ◆ 提供的產品及服務包含 ~

精密模具、金屬沖壓、散熱模組、絞鏈、伺服器、滑軌、消費型電子產品、汽車零件及模組、建築材料等。





# LemTech

Lemtech Holdings Co., Limited



聯德昆山



聯德台灣



聯德泰國



聯德捷克

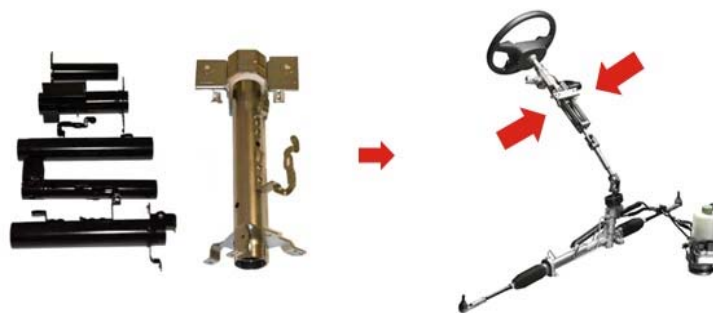
# LemTech

## 汽車沖壓件/模製具

Lemtech Holdings Co., Limited




**Door Hinges**



**Steering Columns**



**Air Bags**



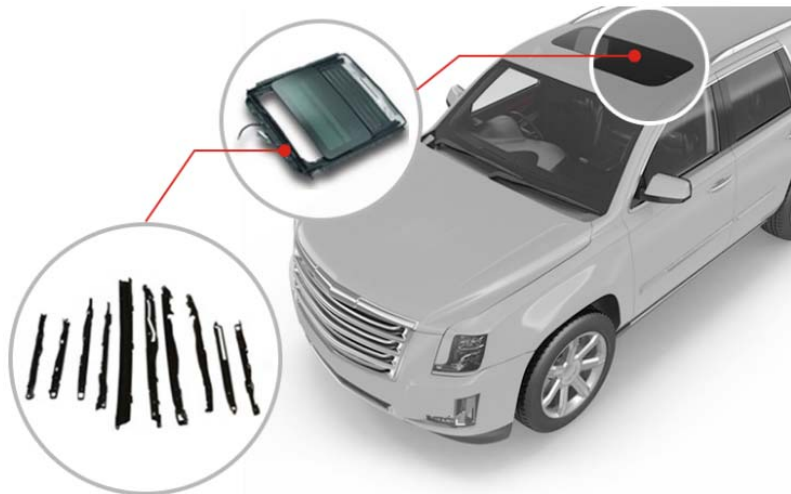
**Seat Belts**



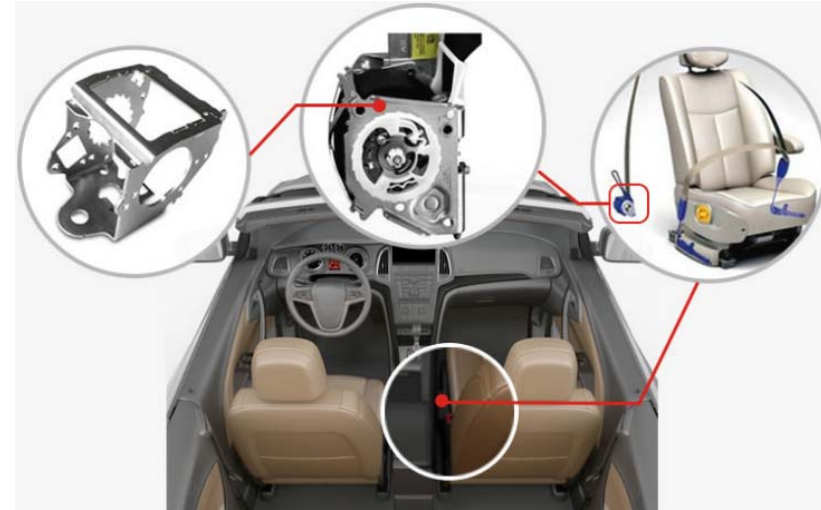
**Air Bags**



**Steering Columns**



**Sun Roofs**



**Seat Belts**



***VOIP Phones***



***Hinges for VOIP Phones***



***Hinges for Laptop***






### *Thermal Module for Client Computing*



---

### *Thermal Module for Enterprise Computing*



### *Thermal Module for Gaming Set*

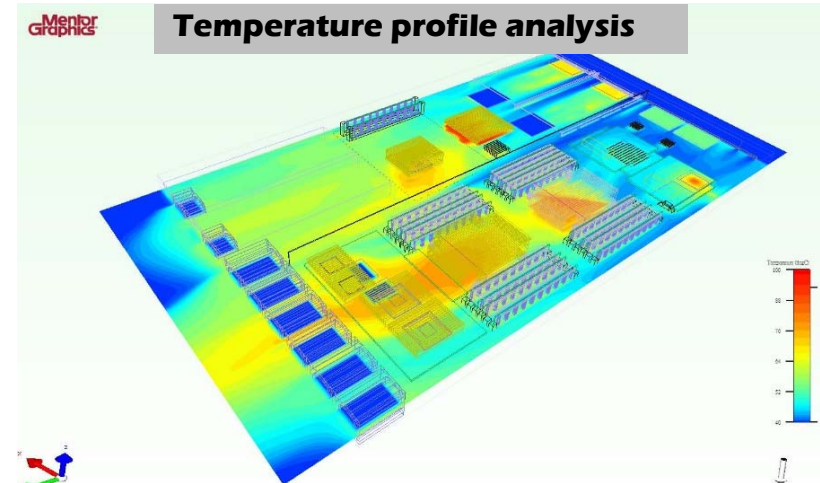
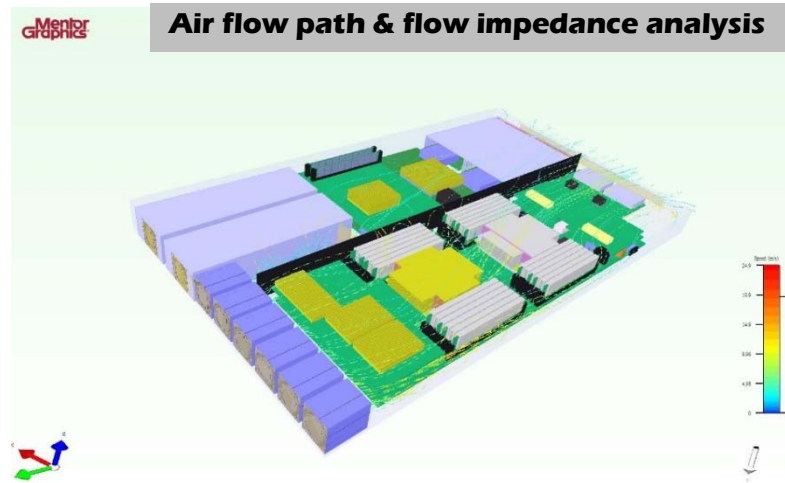


---

### *Thermal Module for LED*




### Using Flowtherm for thermal simulation as a service and support



**Software : FloTHERM V10.1**





**Heat Sinks / Thermal Modules**



**Slide Rail Kits**




**Server Enclosures**

# LemTech

## 健身器材

Lemtech Holdings Co., Limited



**LemTech**

聯德的客戶群

Lemtech Holdings Co., Limited

## Our 3C Customers

ARISTA

ASUS®

B/S/H/

CISCO

COMPAL

cādence®

DELL EMC

E2E  
END 2 END  
MANUFACTURING

FLEXTRONICS®

FOXCONN®  
Advancing Through Innovation

FURUKAWA ELECTRIC

htc

JABIL

JUNIPER  
NETWORKS

Kingston  
TECHNOLOGY

Lenovo

PEGATRON  
Navigate the future>

QCT

TIVO® TONAL

wiwynn®

## Our Automotive Customers



**BorgWarner**



**FIAMM**



**HITACHI**  
Inspire the Next



**pollmann**  
INTERNATIONAL

**Pioneer**

**SIEMENS**



**Valeo**



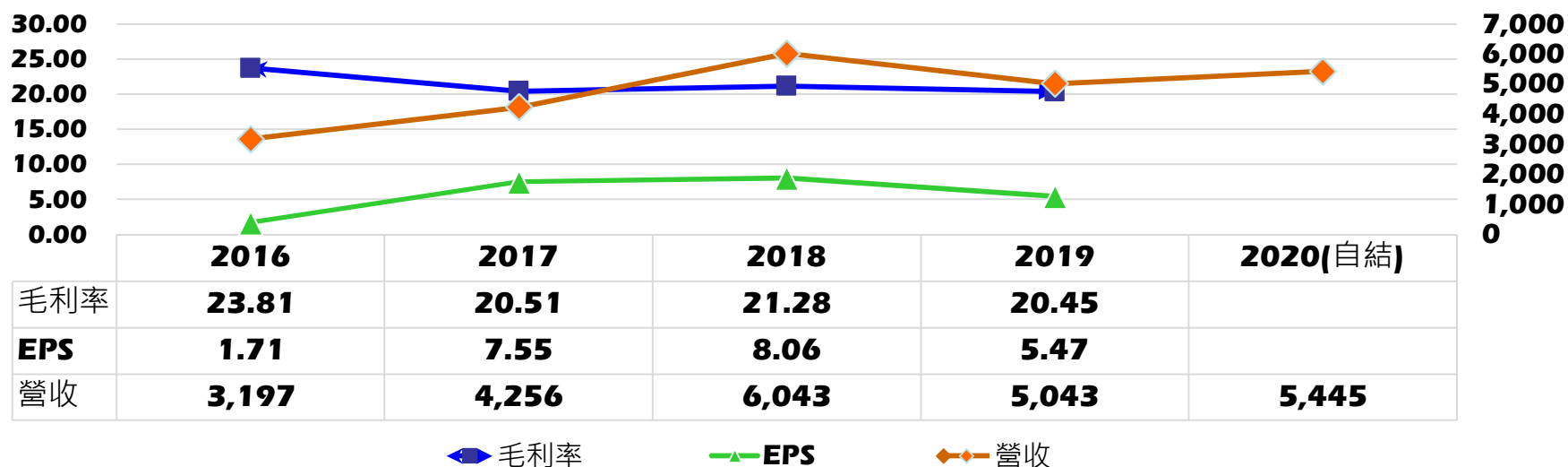
### 營收、毛利、稅後淨利及每股盈餘

單位：新台幣佰萬元

	2016	2017	2018	2019Q3	2019	2020Q3	2020(自結)
合併營收	3,197	4,256	6,043	3,384	5,043	3,616	5,445
銷貨毛利	761	873	1,286	676	1,031	867	NA
營業淨利	320	341	606	227	394	440	NA
稅後淨利	100	315	405	142	262	274	NA
每股盈餘	1.71	7.55	8.06	2.97	5.47	5.76	NA

### 毛利、EPS及營收趨勢(2016~2020)

單位：新台幣佰萬元



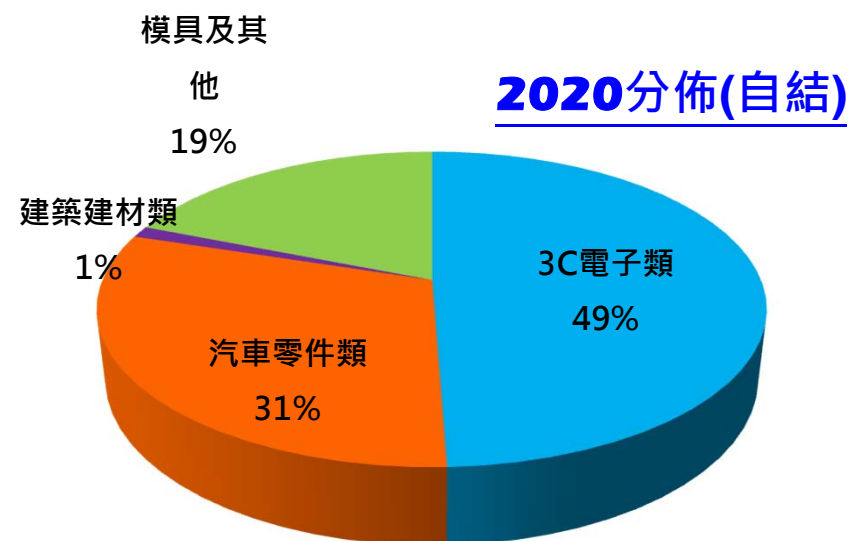
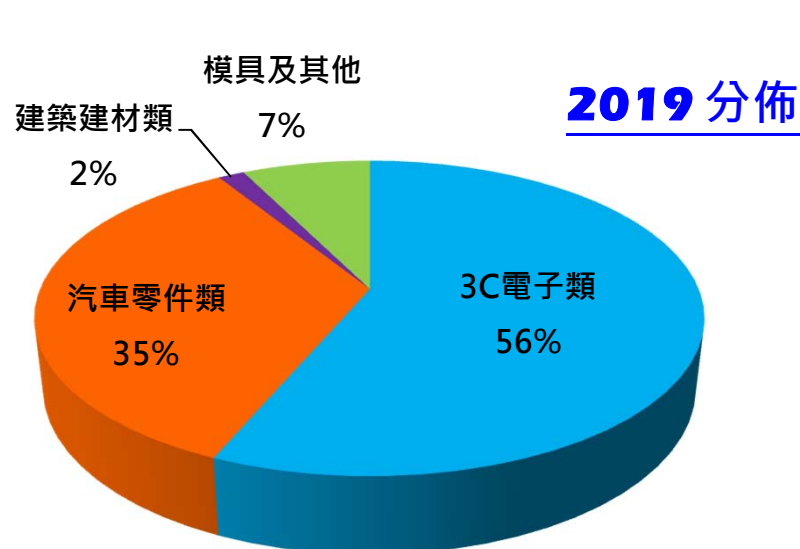


單位:新台幣仟元

	2016	2017	2018	2019	2020Q3
流動資產	2,301,156	3,320,411	3,805,114	3,949,666	4,506,415
不動產、廠房及設備	680,583	970,751	1,230,891	2,041,406	1,261,751
其他資產	259,457	425,767	362,422	234,935	450,972
資產總額	3,241,196	4,716,929	5,398,427	6,226,007	6,219,138
流動負債	1,485,819	2,956,336	2,732,067	2,974,160	2,799,596
非流動負債	229,428	140,981	792,256	1,281,354	1,338,211
負債總額	1,715,247	3,097,317	3,524,323	4,255,514	4,137,807
權益總額	1,525,949	1,619,612	1,874,104	1,970,493	2,081,331

單位：新台幣佰萬元；%

主要產品	2016		2017		2018		2019		2020Q3		2020(自結)	
	銷值	%	銷值	%	銷值	%	銷值	%	銷值	%	銷值	%
3C電子類	1,776	56	2,377	56	3,872	64	2,845	56	1,833	51	2,691	49
汽車零件類	1,173	37	1,485	35	1,705	28	1,749	35	1,111	31	1,658	30
建築建材類	109	3	92	2	76	1	76	2	53	1	63	1
模具及其他	140	4	301	7	390	6	372	7	620	17	1,032	19
合計	3,197	100	4,256	100	6,043	100	5,043	100	3,616	100	5,445	100



**LemTech**

Lemtech Holdings Co., Limited

**Thank You**

*LEMTECH ...Your Trusted Partner in **Business***

[www.lemtech.com](http://www.lemtech.com)