

LemTech

Lemtech Holdings Co., Limited

Lemtech Holdings Co., Limited

*Leading **E**ngineering & **M**anufacturing **T**echnology*

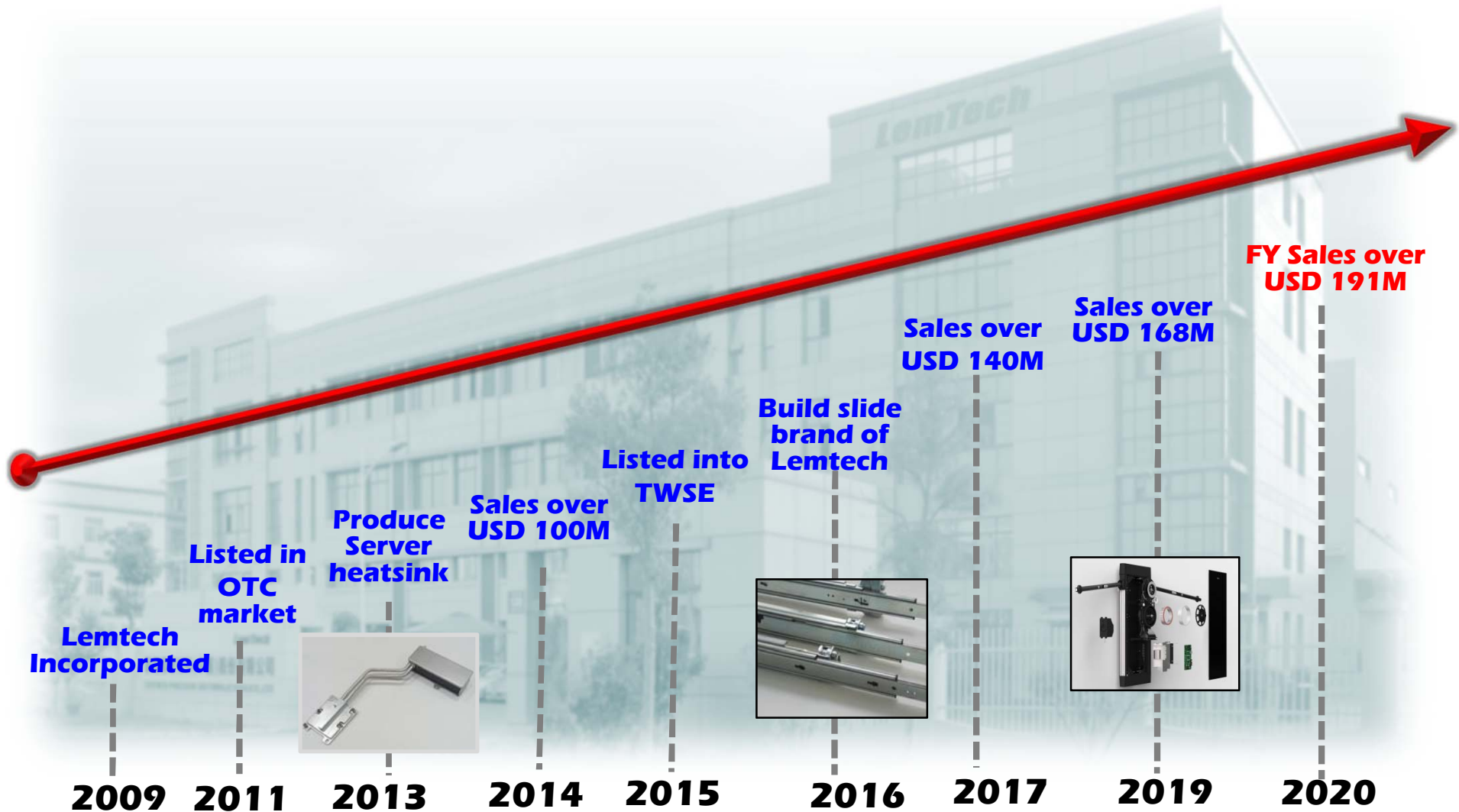
March 2021



LemTech

Corporate Profile

Lemtech Holdings Co., Limited





LemTech

Lemtech Holdings Co., Limited



Lemtech Kunshan



Lemtech Taiwan



Lemtech Thailand



Lemtech Czech Republic

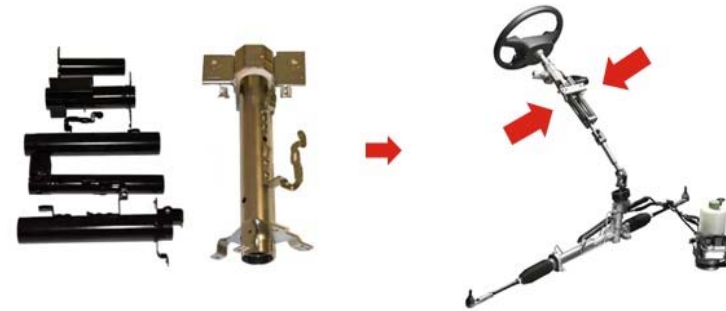
LemTech

Stamping Parts/Modules for Automotive

Lemtech Holdings Co., Limited




Door Hinges



Steering Columns



Air Bags



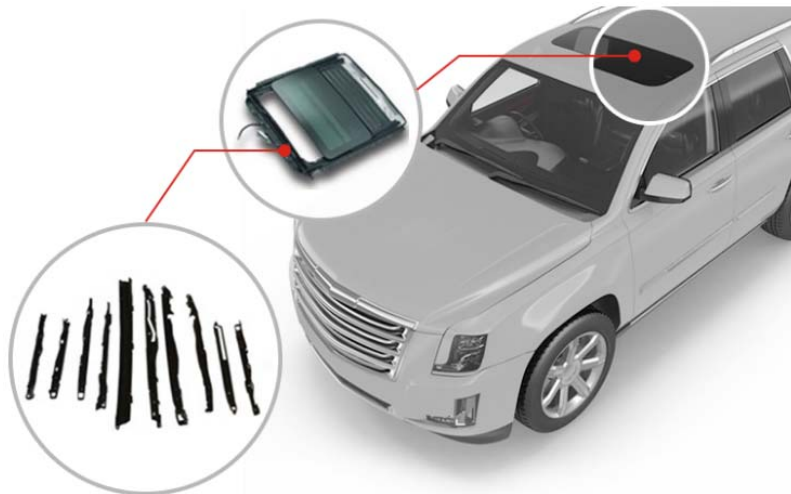
Seat Belts



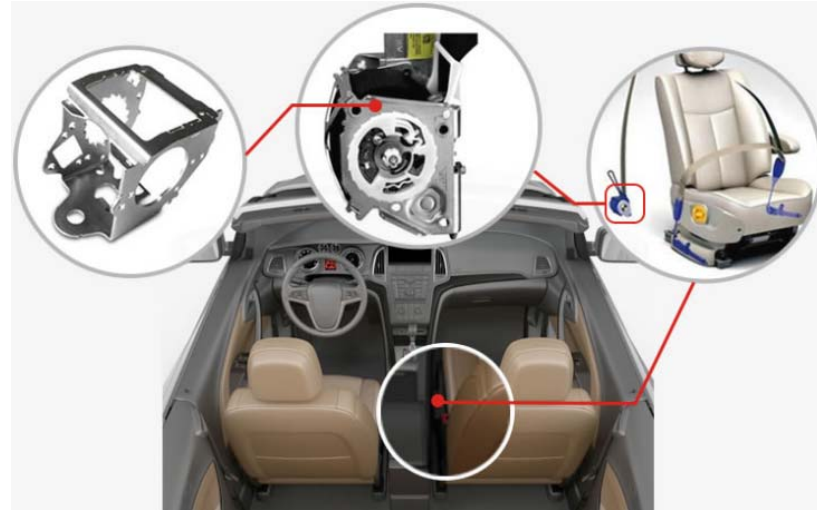
Air Bags



Steering Columns



Sun Roofs



Seat Belts



VOIP Phones



Hinges for VOIP Phones



Hinges for Laptop

LemTech

Stamping Parts for Smart Phones

Lemtech Holdings Co., Limited



LemTech

Thermal Modules

Lemtech Holdings Co., Limited

Thermal Module for Client Computing



Thermal Module for Enterprise Computing



LemTech

Thermal Modules

Lemtech Holdings Co., Limited

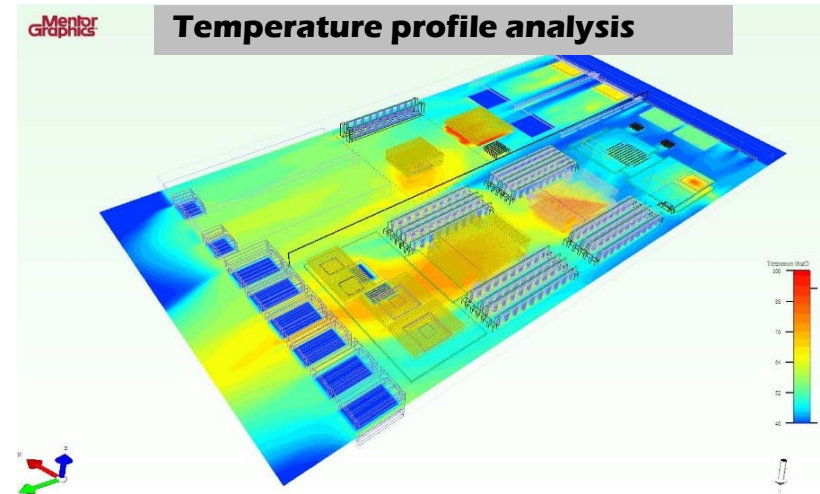
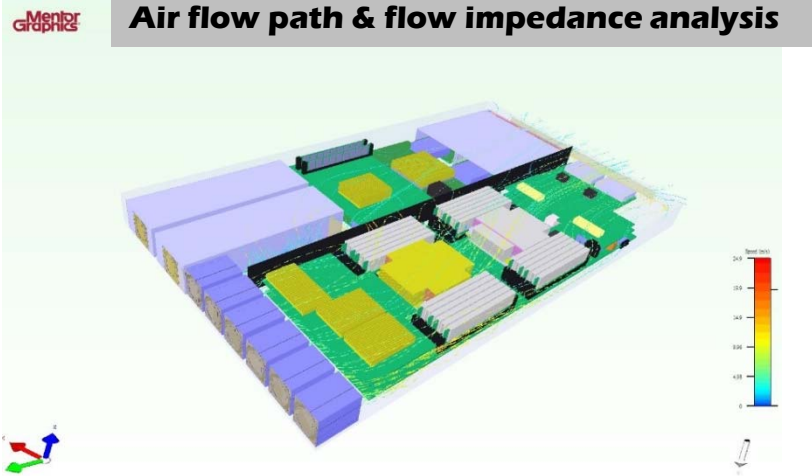
Thermal Module for Gaming Set



Thermal Module for LED



Using Flowtherm for thermal simulation as a service and support




Software : FloTHERM V10.1



LemTech

Stamping Parts / Modules for Cloud Computing

Lemtech Holdings Co., Limited



Heat Sinks / Thermal Modules



Slide Rail Kits




Server Enclosures

LemTech

Fitness equipment for home gym

Lemtech Holdings Co., Limited



LemTech

Our Valued Customers

Lemtech Holdings Co., Limited

Our 3C Customers

ARISTA

ASUS®

B/S/H/

CISCO

COMPAL

cādence®

DELL EMC

E2E
END 2 END
MANUFACTURING

FLEXTRONICS®

FOXCONN®
Advancing Through Innovation

FURUKAWA ELECTRIC

htc

JABIL

JUNIPER
NETWORKS

Kingston
TECHNOLOGY

Lenovo

PEGATRON
Navigate the future>

QCT

TIVO® TONAL

wiwynn®

Our Automotive Customers



BorgWarner



FIAMM



HITACHI
Inspire the Next



pollmann
INTERNATIONAL

Pioneer

SIEMENS



Valeo



營收、毛利、稅後淨利及每股盈餘

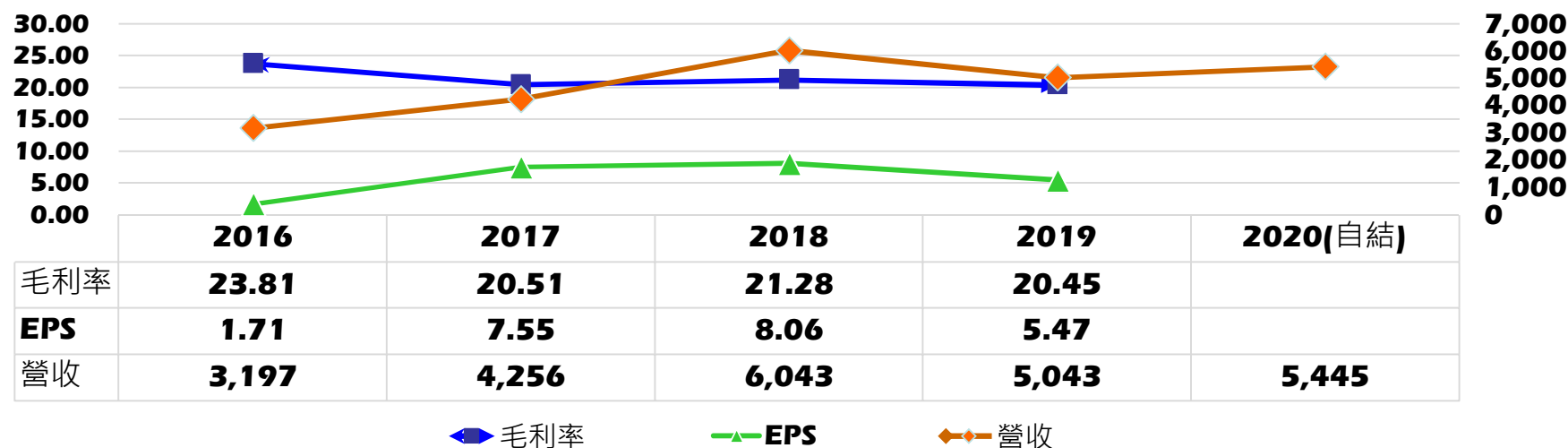
單位：新台幣佰萬元

	2016	2017	2018	2019Q3	2019	2020Q3	2020(自結)
合併營收 Consolidated operating revenue	3,197	4,256	6,043	3,384	5,043	3,616	5,445
銷貨毛利 Gross margin	761	873	1,286	676	1,031	867	NA
營業淨利 Operating Profit	320	341	606	227	394	440	NA
稅後淨利 Profit after tax	100	315	405	142	262	274	NA
每股盈餘EPS	1.71	7.55	8.06	2.97	5.47	5.76	NA

Note: 2020 is unaudited financial report

毛利、EPS及營收趨勢(2016~2020)

單位：新台幣佰萬元



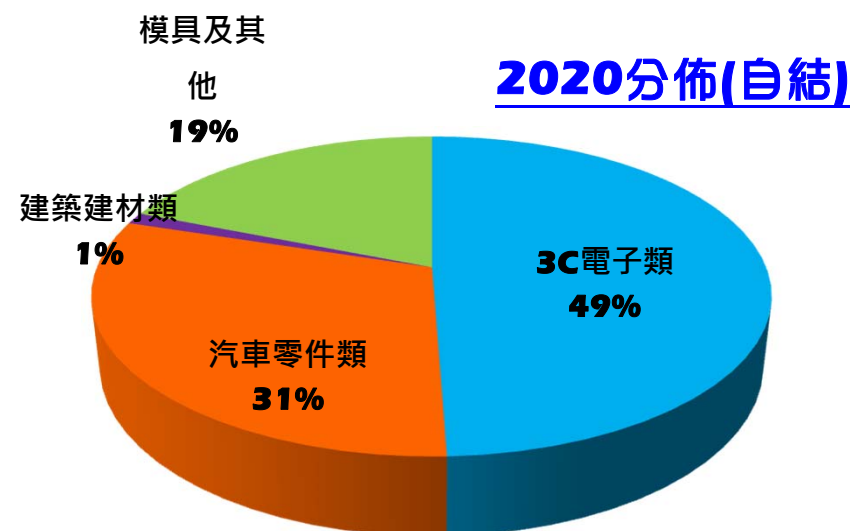
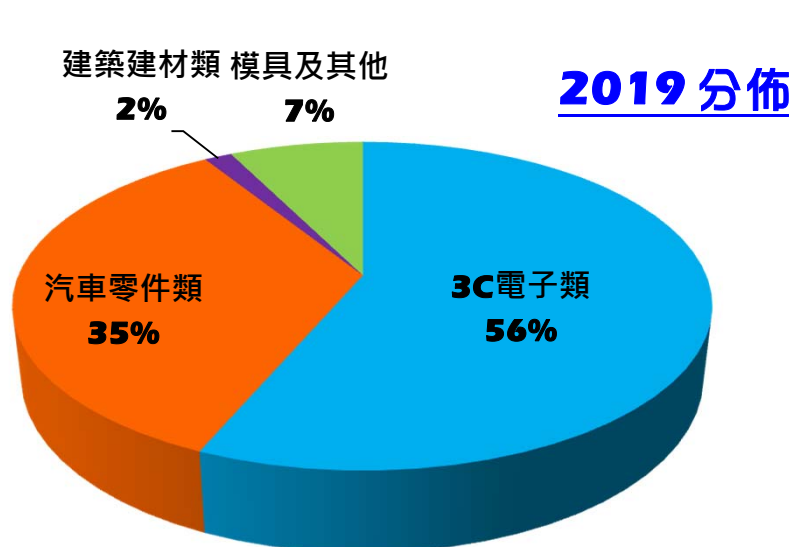
單位:新台幣仟元

	2016	2017	2018	2019	2020Q3
流動資產 Current Asset	2,301,156	3,320,411	3,805,114	3,949,666	4,506,415
不動產、廠房及設備 Property, Plant and Equipment	680,583	970,751	1,230,891	2,041,406	1,261,751
其他資產 Other Asset	259,457	425,767	362,422	234,935	450,972
資產總額 Total Assets	3,241,196	4,716,929	5,398,427	6,226,007	6,219,138
流動負債 Current Liabilities	1,485,819	2,956,336	2,732,067	2,974,160	2,799,596
非流動負債 Non-Current Liabilities	229,428	140,981	792,256	1,281,354	1,338,211
負債總額 Total Liabilities	1,715,247	3,097,317	3,524,323	4,255,514	4,137,807
權益總額 Total equity	1,525,949	1,619,612	1,874,104	1,970,493	2,081,331

單位：新台幣佰萬元；%

主要產品	2016		2017		2018		2019		2020Q3		2020(自結)	
	銷值	%	銷值	%	銷值	%	銷值	%	銷值	%	銷值	%
3C電子類	1,776	56	2,377	56	3,872	64	2,845	56	1,833	51	2,691	49
汽車零件類	1,173	37	1,485	35	1,705	28	1,749	35	1,111	31	1,658	30
建築建材類	109	3	92	2	76	1	76	2	53	1	63	1
模具及其他	140	4	301	7	390	6	372	7	620	17	1,032	19
合計	3,197	100	4,256	100	6,043	100	5,043	100	3,616	100	5,445	100

Note: 2020 is unaudited financial report



LemTech

Lemtech Holdings Co., Limited

Thank You

*LEMTECH ...Your Trusted Partner in **Business***

www.lemtech.com