

LemTech

聯德控股股份有限公司

**LEADING ENGINEERING & MANUFACTURING
TECHNOLOGY**

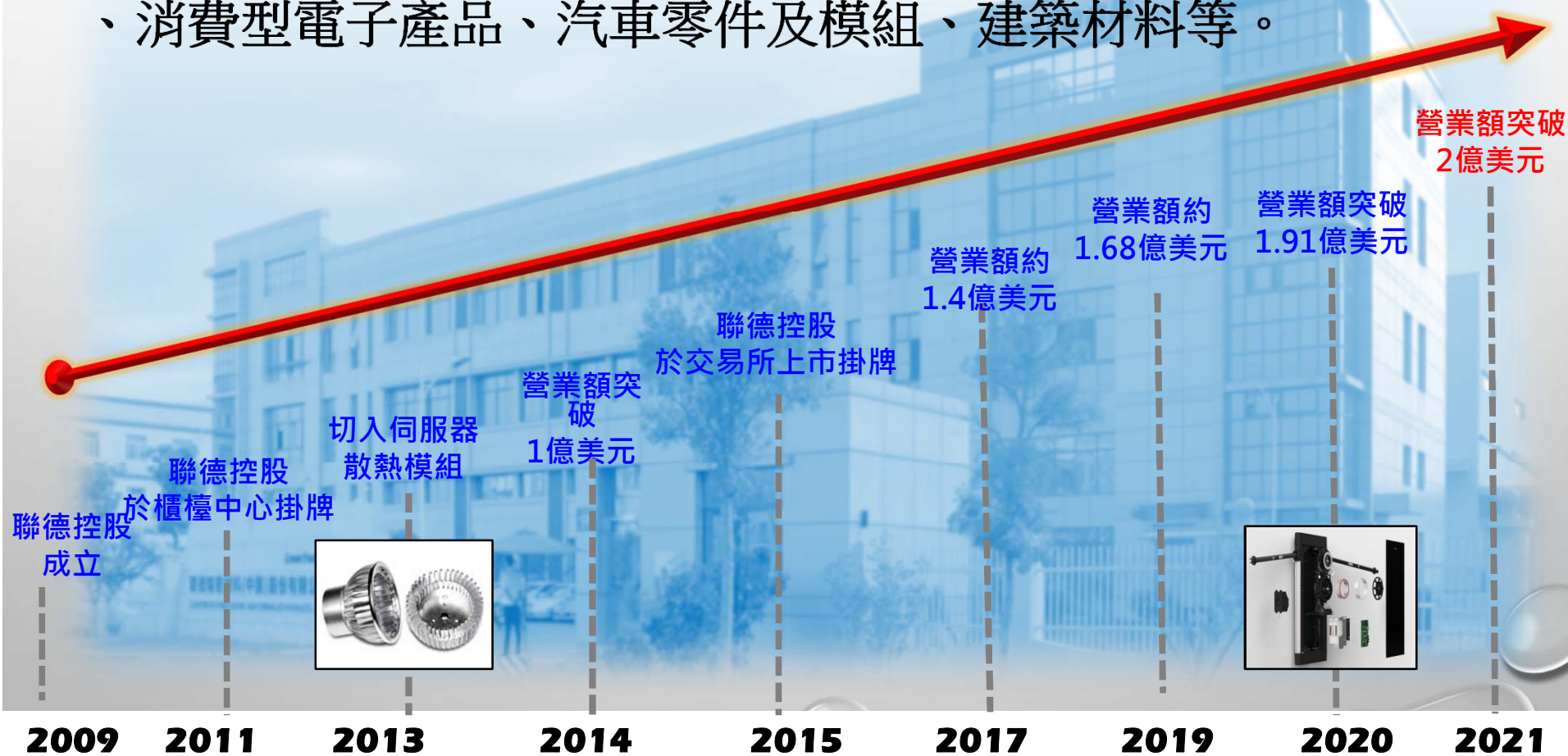
2021年12月8日



關於聯德

◆提供的產品及服務包含～

精密模具、金屬沖壓、散熱模組、鉸鏈、伺服器、消費型電子產品、汽車零件及模組、建築材料等。





12 Manufacturing Sites / Offices



聯德昆山



聯德台灣



聯德泰國



聯德捷克

聯德集團臺灣總部

•Future

•Lemtech Taoyuan

- Soldering thermal module
- Brazing
- Thermosyphon
- Cold plate & Liquid Cooling Assembly
- Fitness components manufacture & Final assembly
- Satellite parts manufacture & Assembly

- Factory size : 約7200坪
- Current usage: 約2000坪 (整合樹林、蘆竹、八德等3廠區)



汽車沖壓件/模製具




Door Hinges



Steering Columns



Air Bags



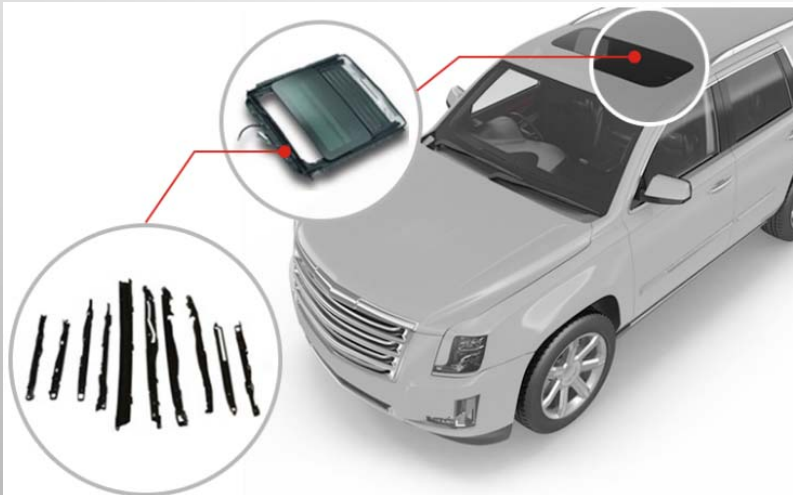
Seat Belts



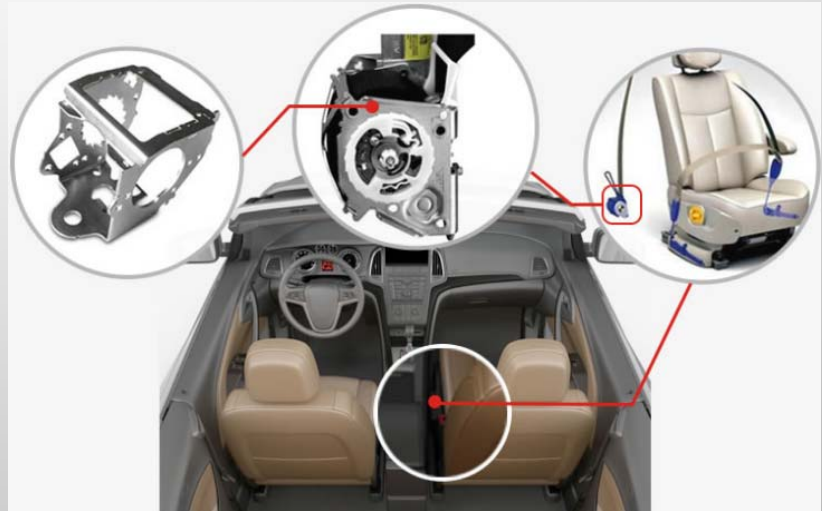
Air Bags



Steering Columns




Sun Roofs



Seat Belts



VOIP Phones



Hinges for VOIP Phones



Hinges for Laptop

手機沖壓件




•Lemtech Confidential

散熱模組

Thermal Module for Client Computing



Thermal Module for Enterprise Computing




散熱模組

Thermal Module for Gaming Set

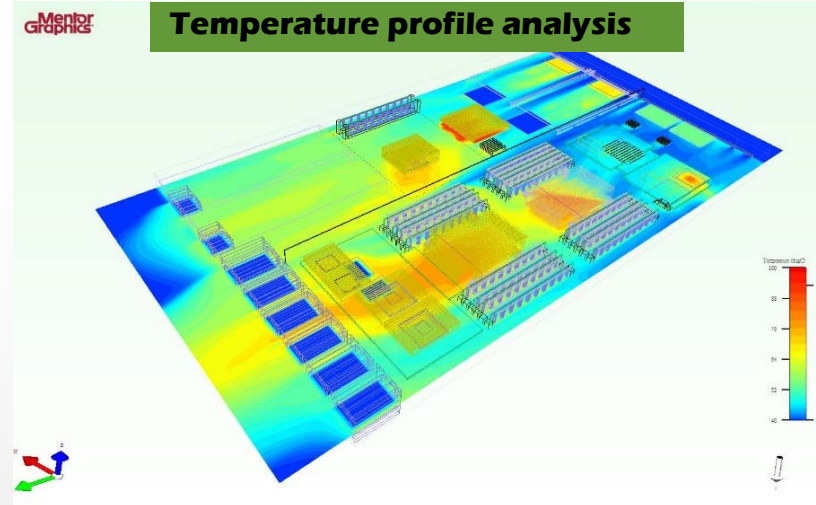
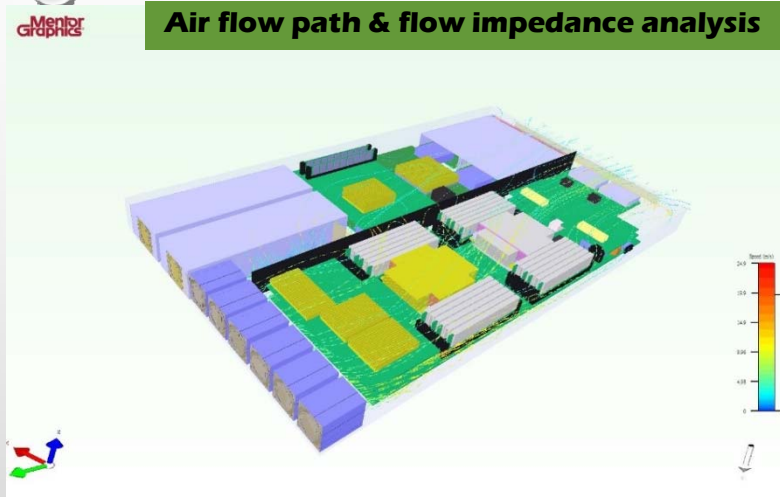


Thermal Module for LED



散熱模擬


Using Flowtherm for thermal simulation as a service and support



Software : FloTHERM V10.1




沖壓零組件/模具的雲端運算



Heat Sinks / Thermal Modules


Slide Rail Kits



Server Enclosures

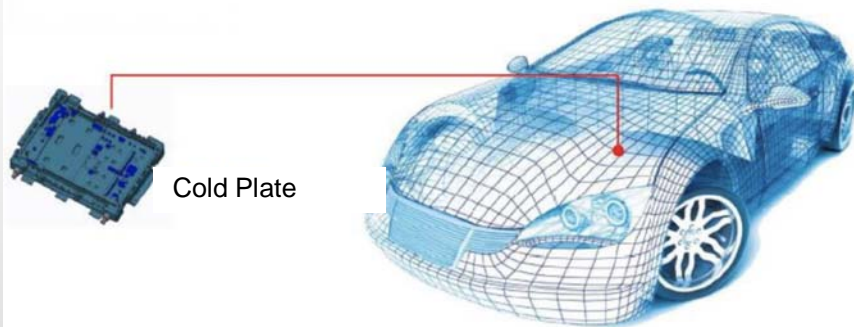
•Lemtech Confidential

健身器材




NEW BUSINESS PLAN

•Electric Vehicle



•Satellite parts manufacture &



•Fitness Manufacture & Final Assembly



聯德的客戶群

Our 3C Customers

ARISTA

ASUS®

B/S/H/

CISCO

COMPAL

cādence®

DELL EMC

E2E
END 2 END
MANUFACTURING

FLEXTRONICS®

FOXCONN®
Advancing Through Innovation

FURUKAWA ELECTRIC

htc

JABIL

JUNIPER
NETWORKS

Kingston
TECHNOLOGY

Lenovo™

PEGATRON
Navigate the future>

QCT

TIVO®

TONAL

wiwynn®

Our Automotive Customers



公司財務績效及狀況

營收、毛利、稅後淨利及每股盈餘

單位：新台幣佰萬元

	2017	2018	2019	2020Q3	2020	2021Q3
合併營收	4,256	6,043	5,043	3,616	5,471	4,889
銷貨毛利	873	1,286	1,031	867	1,280	1,076
營業淨利	341	606	394	440	685	550
稅後淨利	315	405	262	274	455	410
每股盈餘	7.55	8.06	5.47	5.01	9.57	6.55

簡明資產負債表

單位:新台幣仟元

	2017	2018	2019	2020	2021Q3
流動資產	3,320,411	3,805,114	3,949,666	4,624,287	4,842,954
不動產、廠房及設備	970,751	1,230,891	2,041,406	1,518,182	1,461,781
其他資產	425,767	362,422	234,935	249,250	278,698
資產總額	4,716,929	5,398,427	6,226,007	6,391,719	6,583,433
流動負債	2,956,336	2,732,067	2,974,160	3,017,894	3,099,569
非流動負債	140,981	792,256	1,281,354	781,223	476,635
負債總額	3,097,317	3,524,323	4,255,514	3,799,117	3,573,204
權益總額	1,619,612	1,874,104	1,970,493	2,592,602	3,010,229

Thank You

LEMTECH ...YOUR TRUSTED PARTNER IN *BUSINESS*

WWW.LEMTECH.COM