


Lemtech Holdings

Investor Conference

6th of December, 2022

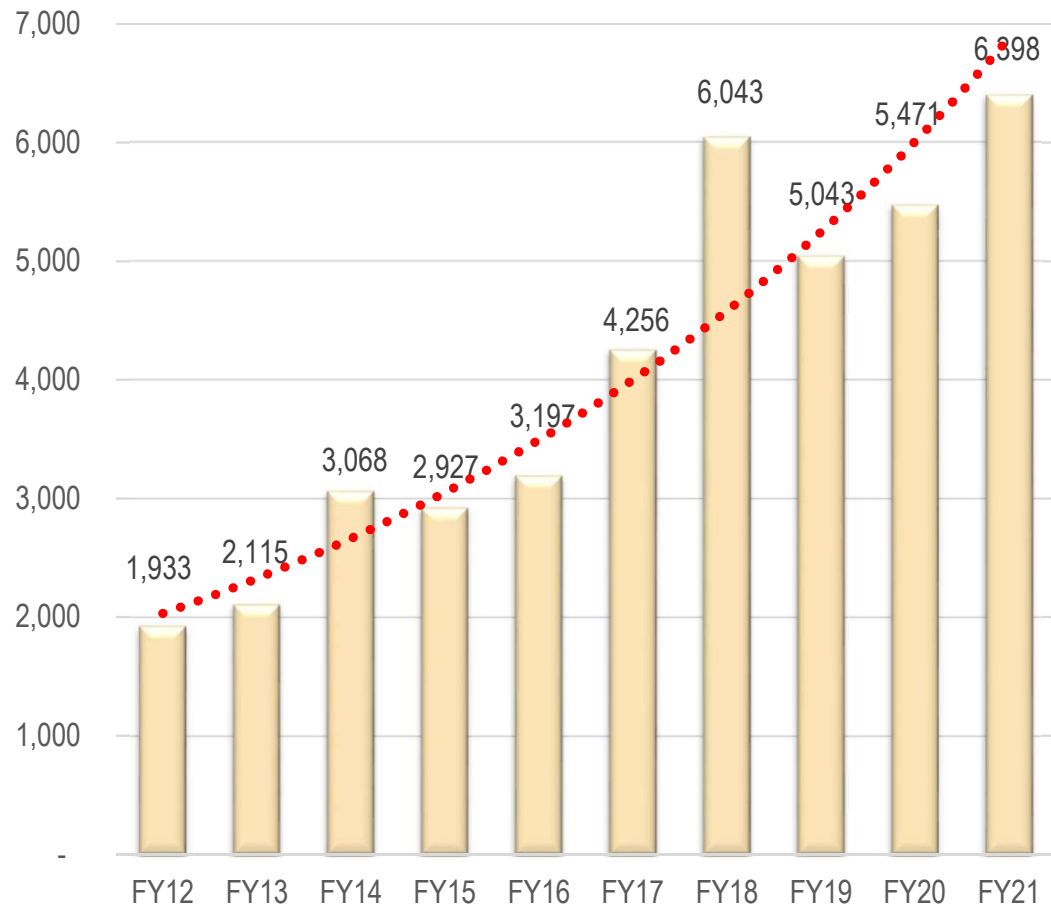




PART 1

Background Info

Corporate Profile



Sales Revenue Trend

- *Founded as a Tooling and Precision Stamping Company in 2003.*
- *IPO on the Taipei Exchange in 2011, and promoted to TWSE Main Stock Trading Board in 2015.*
- *Built up competencies in Stamping Tool Design & Fabrication, Precision Metal Stamping, Thermal Solutions, Slide Rails Kits, Precision Hinges, Mechanical Assemblies and Rack Enclosures.*
- *ISO9001:2000, IATF16949, ISO3834, ISO27001, ISO14001:2004 Certified.*
- *Manufacturing Sites and Offices in 5 Countries (Asia/Europe/USA).*

Global Presence



United State America

- San Jose CA



Czech Republic

- Jihlava



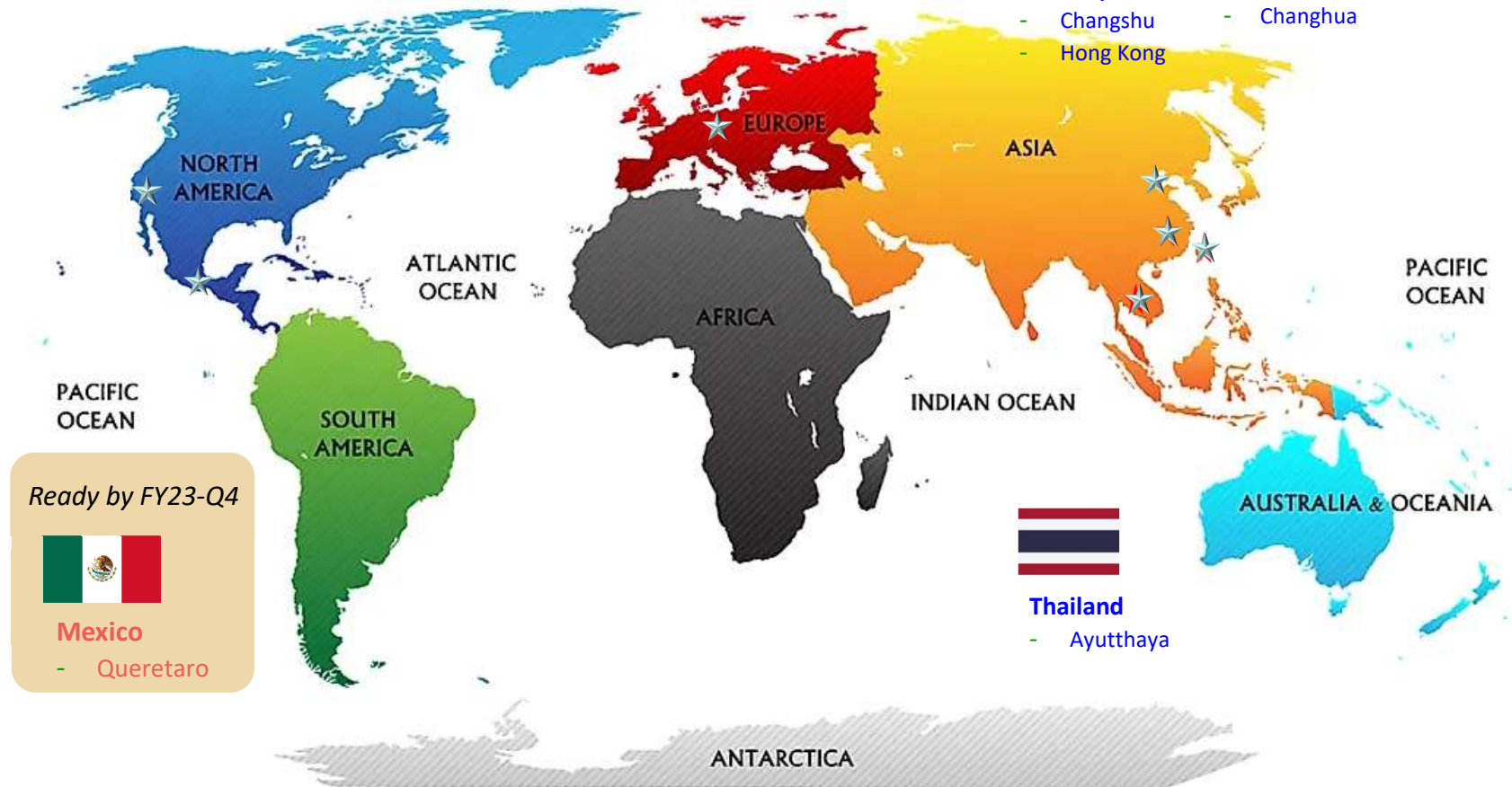
China

- Kunshan
- Tianjin
- Changshu
- Hong Kong



Taiwan

- **New Taipei City (HQ)**
- Taoyuan
- Changhua



Ready by FY23-Q4



Mexico

- Queretaro



Thailand

- Ayutthaya

Global Presence – Key Lemtech Sites



Taiwan, ZhongLi (26,910 m²)
Group HQ + Assembly Solutions



Taiwan, Bade (3,300 m²)
Thermal Module Solutions



China, Kunshan (50,000 m²)
Tooling + Stamping + Plastic Injection Solutions



China, Kunshan (5,000 m²)
Assembly Solutions



China, ChangShu (8,700 m²)
Thermal Module Solutions



China, TianJin (5,460 m²)
Stamping Solutions



China, ZhenJiang (5,000 m²)
Surface Treatment Solutions

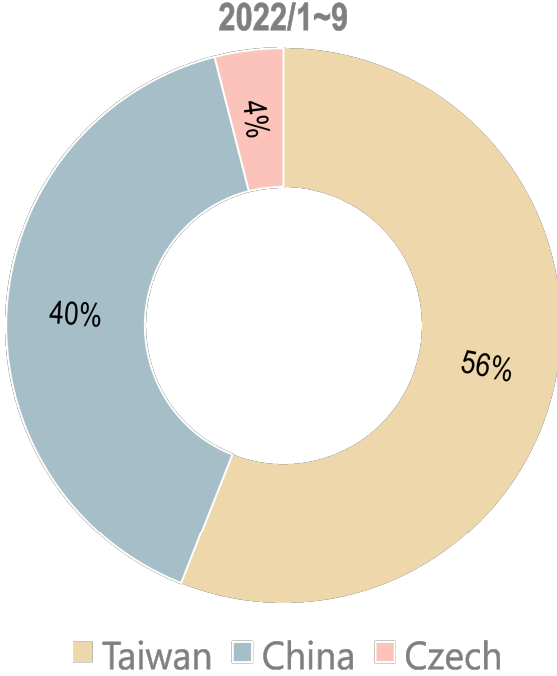
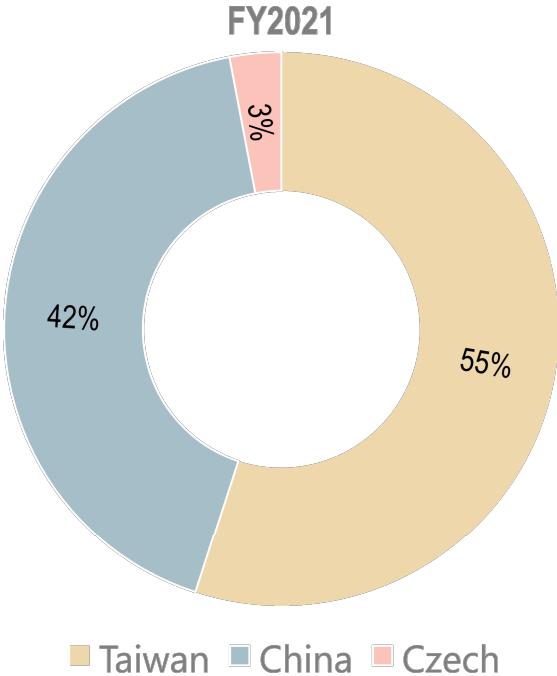


Thailand, Ayutthaya (3,150 m²)
Stamping Solutions



Czech Republic, Jihlava (4,000 m²)
Stamping Solutions

Sales Revenue By Region





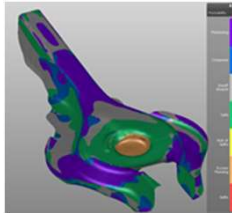
PART 2

Services & Manufacturing Capabilities

Services & Manufacturing Capabilities



One stop manufacturing solutions.....



INDUSTRIAL DESIGN & PRODUCT DEVELOPMENT

NPI Management & Early Involvement
 Product Simulation
 Industrial & Product Design for Heatsink Racks & Slides



PLASTIC INJECTION MOLDING

Insert Molding
 Outsert Molding
 Double Shot Molding



PROTOTYPE / LVHM MANUFACTURING

CNC Turret
 CNC Laser Cut
 CNC Press Brake
 Soft Tool Fabrication




BONDING, MACHINING & FINISHING

Precision Machining	Powder Coating
Spot Welding	Anodizing
Robotic Welding	ED Coating
CMT & Laser Welding	Plating
Mechanical Fastening	Heat Treatment



TOOLING DESIGN & FABRICATION

CAD/CAM	CNC Machining Centre
CNC Milling	EDM & Wire-EDM
CNC Turret	Surface & Profile Grinding



IN-HOUSE LAB TESTING

Hazardous Substances Testing including
 RoHS Compliance
 Failure Testing & Analysis
 Salt Spray Testing



PRECISION METAL STAMPING

Single-stage Stamping
 Progressive Stamping
 Transfer Stamping
 Deep Draw Stamping



MECHANICAL & PRODUCT ASSEMBLY

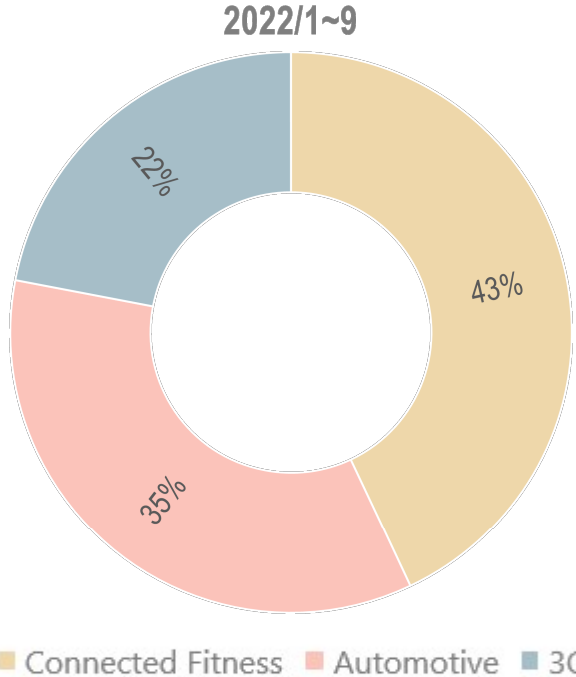
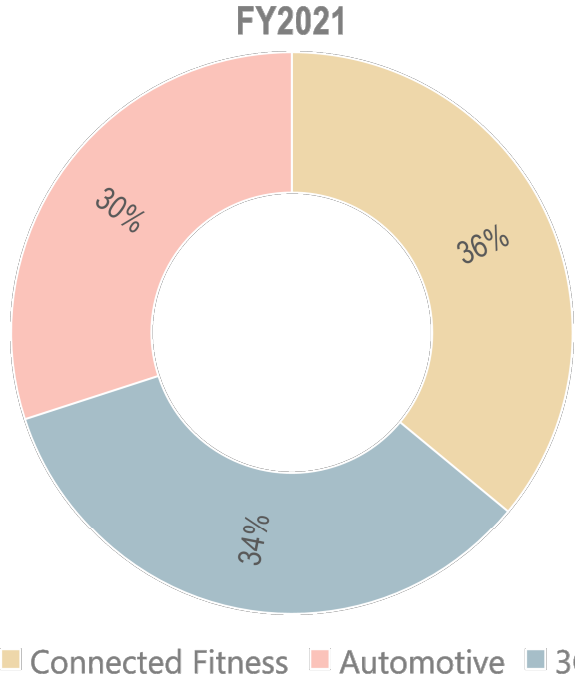
Sub Modular Assembly
 Mechanical Chassis Assembly & Kitting
 Final Product Build for Heatsink
 19" Racks & Cabinets Assembly



PART 3

Products Overview

Sales Revenue By Industry



Products Overview—

Automotive

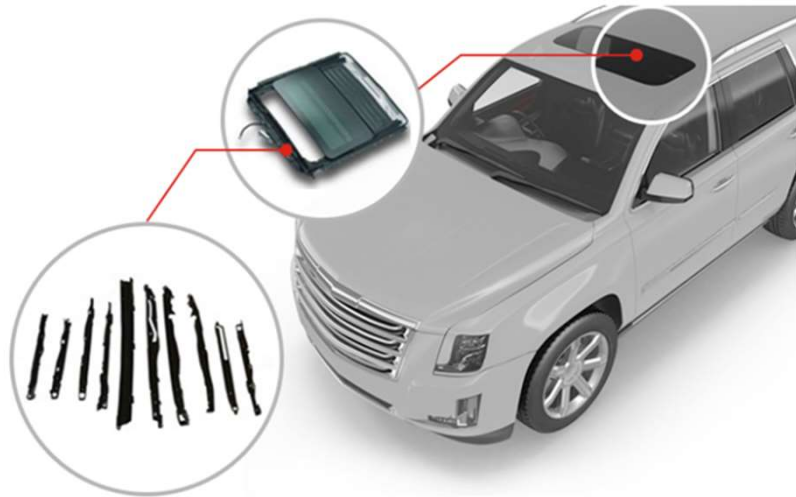
LemTech



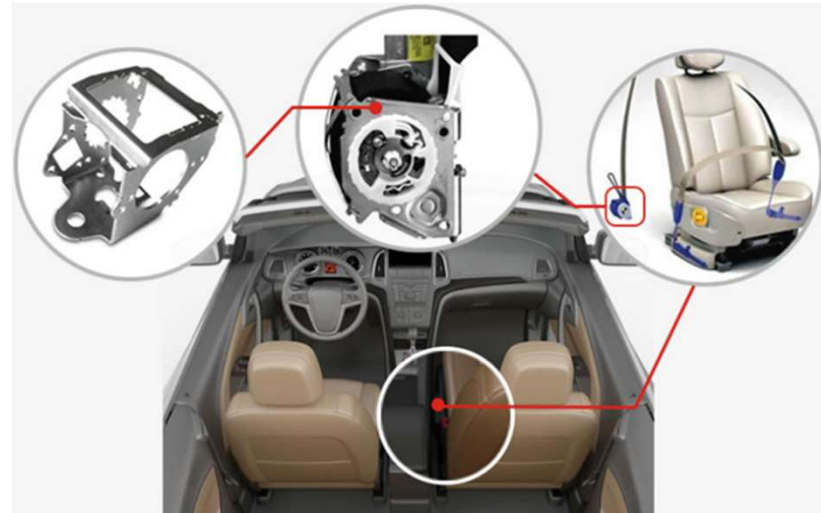
Air Bags



Steering Columns



Sun Roofs



Seat Belts

Products Overview—
Automotive

LemTech



Aluminum Parts for E-Car Battery Casing



Aluminum Parts for E-Car Inverter



Welded Assembly Parts for Car Seat Armrest

Why investment in Mexico



1. USA-Mexico-Canada Agreement (USMCA)

- Require 75% of passenger vehicle and light truck components to be manufactured in a USMCA country without being subjected to tariffs by 2023.



2. Trade tension between USA and China causing economic conflicts

- USA imposed 25% tariffs on imported automobiles and automotive parts.
- Companies have accelerated new supply chains strategies and looking at shortening the supply chains by building factories close to consumers.



3. Organic growth for Lemtech automotive business in North America

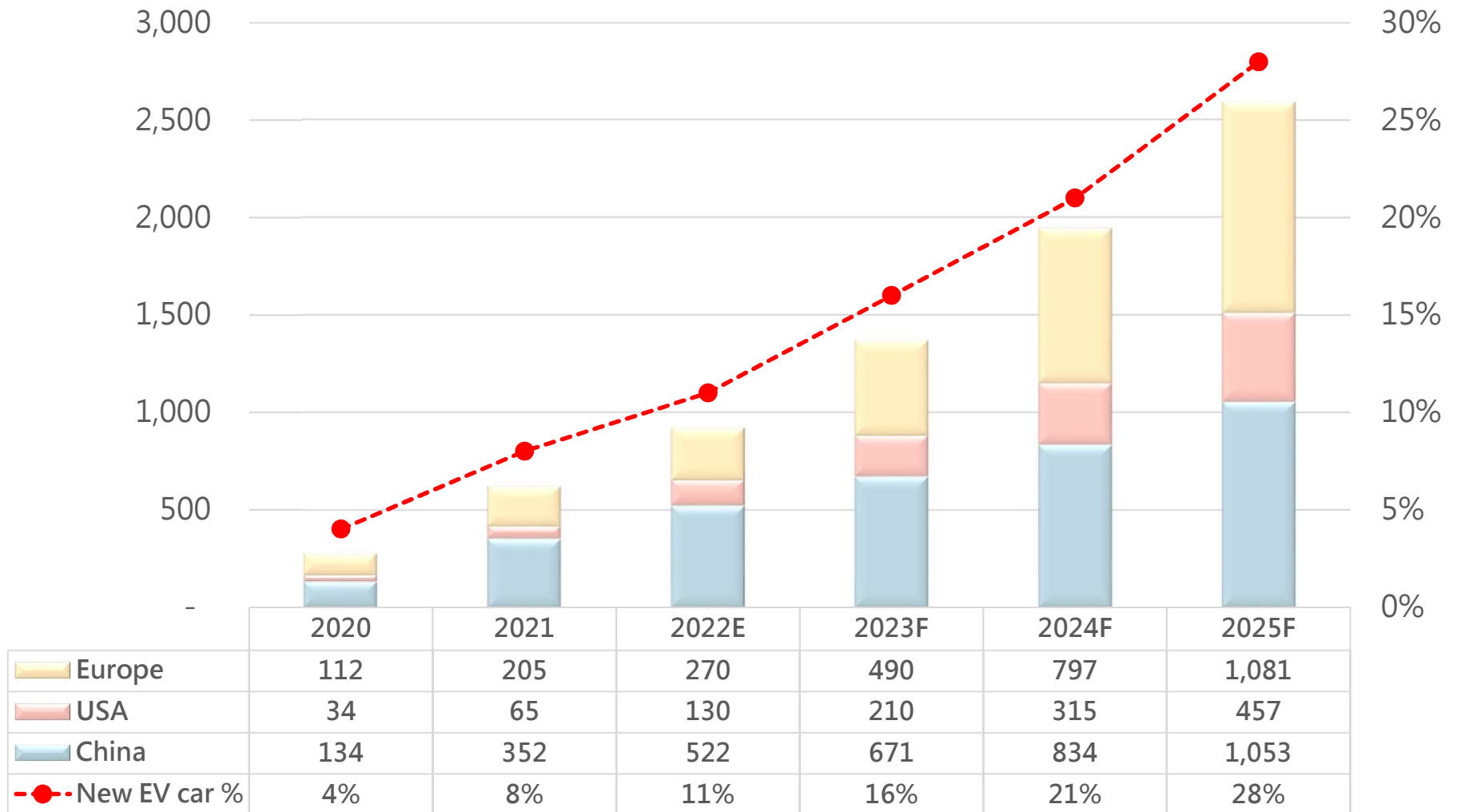
- Lemtech current automotive business is mainly coming from China and Europe region.
- USA has the 2nd largest automotive sales market worldwide.

Region	2021	2020	2019	2018	2017	2016	2015	2014	2013
Europe (EU+UK+EFTA)	11,774,900	11,961,200	15,805,800	15,624,500	15,631,700	15,131,700	14,201,900	13,006,500	12,308,200
Russia*	1,666,800	1,598,800	1,759,500	1,800,600	1,595,700	1,425,800	1,601,200	2,491,400	2,777,400
USA*	14,913,700	14,450,800	16,965,200	17,215,200	17,134,700	17,465,000	17,386,300	16,435,300	15,531,600
Japan	3,675,700	3,810,000	4,301,100	4,391,200	4,386,400	4,146,500	4,215,900	4,699,600	4,562,300
Brazil*	1,977,100	1,954,800	2,665,600	2,475,400	2,176,000	1,988,600	2,480,500	3,333,400	3,579,900
India	3,082,400	2,435,100	2,962,100	3,394,700	3,229,100	2,966,600	2,772,700	2,570,500	2,554,000
China	21,090,200	19,790,000	21,045,000	23,256,300	24,171,400	23,693,400	20,047,200	18,368,900	16,303,700

High growth of the global EV car market



Units : 0,000



Resource : Marklines、中汽協、EOA、MIC、Oct 2022

Products Overview— Cloud Computing & Data Storage

LemTech



Heat Sinks / Thermal Modules



Custom Frames for Data Center




Server Enclosures



Rack Enclosures

Products Overview— Connected Fitness

LemTech



Our Valued Customers



3C Customers :-



Automotive Customers :-





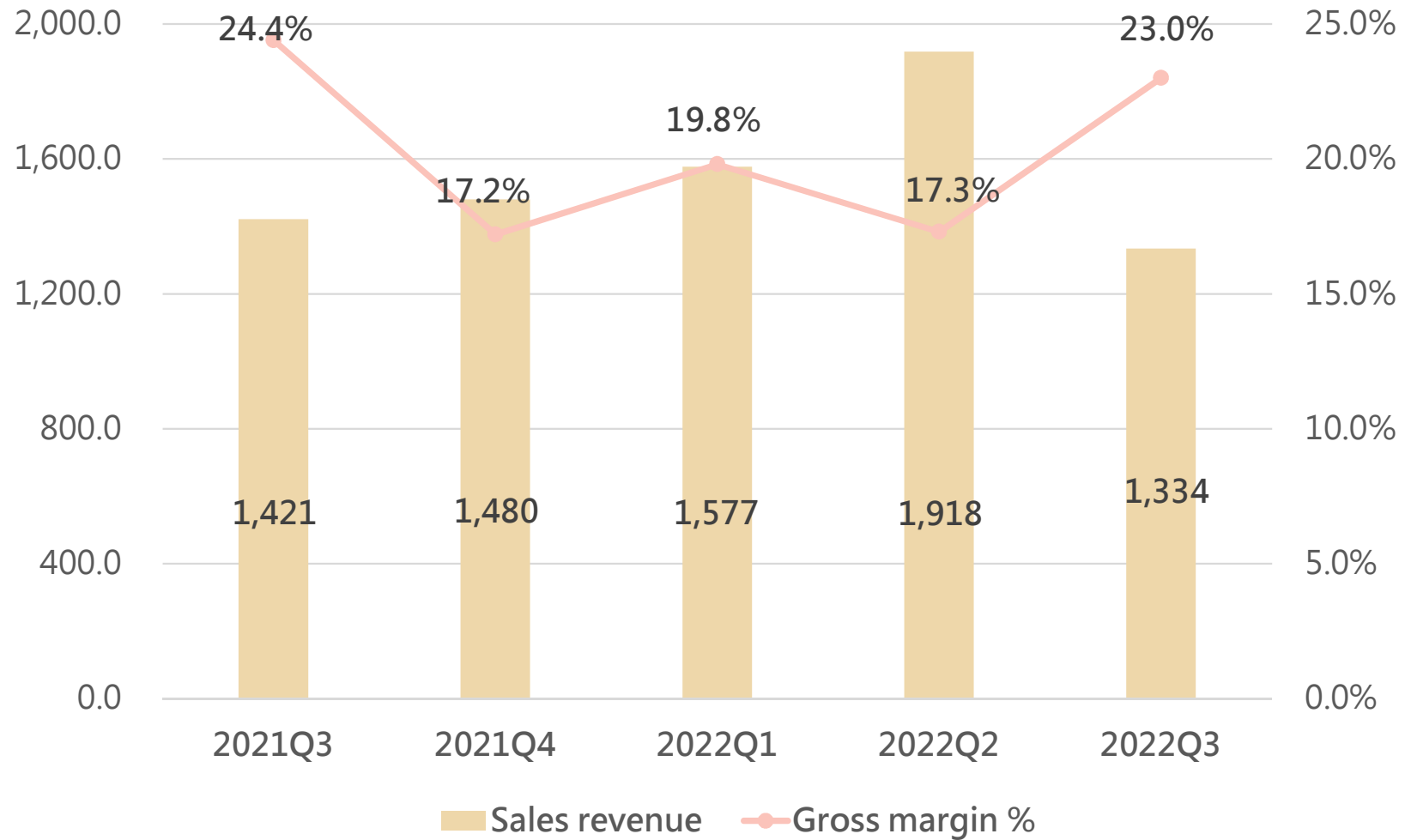
PART 4

Financial Summary

Finance Performance Trend



NT\$000,000



Finance Performance Trend



Currency: NT\$000,000	2022Q3	2022Q2	Quarterly growth %	2021Q3	Annual growth %
Sales Revenue	1,322	1,918	-31.1%	1,421	-7.0%
Gross Margin	348	331	+5.1%	347	+0.3%
GM %	26.3%	17.3%	+9.0%	24.4%	+1.9%
Profit after Tax	123	117	+5.1%	136	-9.6%
EPS (NT\$)	1.97	1.88	+4.8%	2.18	-9.6%

Balance Sheet Trend

LemTech

<i>Currency: NT\$000,000</i>	Sep 30, 2022	Dec 31, 2021	Sep 30, 2021
Cash and cash equivalents	1,307	3,393	1,555
AR+NR	2,449	1,914	2,008
Inventories	997	874	975
Real estate, plant, and equipment	2,353	1,247	1,239
Total Assets	8,429	8,096	6,583
AP+NP	1,496	1,518	1,764
Short-term borrowings	890	935	891
Bonds payable	1,559	1,544	0
Total Liabilities	5,014	5,000	3,573
Total Equity	3,415	3,096	3,010
Days sales outstanding	125.2	119.3	126.4
Days inventory on-hand	71.7	57.9	60.0
Days payables outstanding	107.8	118.1	125.8
Current ratio (%)	190.6	213.2	156.3
Quick ratio (%)	152.4	181.6	122.2



PART 5

Outlook & Strategy Plans

Lemtech 2023 Outlook & Strategy Plans




Sales Revenue Growth
Projected Sales in Automotive to continue to grow in 2023



Acquired New Customer in Semiconductor Industry
With Focus on Semiconductor Equipment Manufacturing



Company Acquisition
South East Asia - For New Global Footprint & Inorganic Growth



Factory Expansion
Kunshan Factory Expansion - To Enhance Value Added Services & Organic Growth



Enhance Manufacturing Capabilities
Application of Robots in Production to Ensure Production Sustainability



New Capabilities Development
To Design and Manufacture Thermal Cooling Solutions for Electric Vehicle

Thanks!

LEMTECH ...YOUR TRUSTED PARTNER IN BUSINESS

WWW.LEMTECH.COM